



This is a digital copy of a book that was preserved for generations on library shelves before it was carefully scanned by Google as part of a project to make the world's books discoverable online.

It has survived long enough for the copyright to expire and the book to enter the public domain. A public domain book is one that was never subject to copyright or whose legal copyright term has expired. Whether a book is in the public domain may vary country to country. Public domain books are our gateways to the past, representing a wealth of history, culture and knowledge that's often difficult to discover.

Marks, notations and other marginalia present in the original volume will appear in this file - a reminder of this book's long journey from the publisher to a library and finally to you.

Usage guidelines


Google is proud to partner with libraries to digitize public domain materials and make them widely accessible. Public domain books belong to the public and we are merely their custodians. Nevertheless, this work is expensive, so in order to keep providing this resource, we have taken steps to prevent abuse by commercial parties, including placing technical restrictions on automated querying.

We also ask that you:

- + *Make non-commercial use of the files* We designed Google Book Search for use by individuals, and we request that you use these files for personal, non-commercial purposes.
- + *Refrain from automated querying* Do not send automated queries of any sort to Google's system: If you are conducting research on machine translation, optical character recognition or other areas where access to a large amount of text is helpful, please contact us. We encourage the use of public domain materials for these purposes and may be able to help.
- + *Maintain attribution* The Google "watermark" you see on each file is essential for informing people about this project and helping them find additional materials through Google Book Search. Please do not remove it.
- + *Keep it legal* Whatever your use, remember that you are responsible for ensuring that what you are doing is legal. Do not assume that just because we believe a book is in the public domain for users in the United States, that the work is also in the public domain for users in other countries. Whether a book is still in copyright varies from country to country, and we can't offer guidance on whether any specific use of any specific book is allowed. Please do not assume that a book's appearance in Google Book Search means it can be used in any manner anywhere in the world. Copyright infringement liability can be quite severe.

About Google Book Search

Google's mission is to organize the world's information and to make it universally accessible and useful. Google Book Search helps readers discover the world's books while helping authors and publishers reach new audiences. You can search through the full text of this book on the web at <http://books.google.com/>



University of Wisconsin
LIBRARY.


No. 16679

MKT
.L62


UNIVERSITY OF WISCONSIN
DEPARTMENT OF
METALLURGY AND CERAMICS

No. _____
Date _____





THE ASSAYER'S GUIDE.



THE
ASSAYER'S GUIDE;
OR,
PRACTICAL DIRECTIONS TO ASSAYERS,
MINERS, AND SMELTERS,
FOR THE
TESTS AND ASSAYS, BY HEAT AND BY WET PROCESSES,
OF THE
ORES OF ALL THE PRINCIPAL METALS,
OF
GOLD AND SILVER COINS AND ALLOYS,
AND OF COAL &c.

BY
OSCAR M. LIEBER,
LATE GEOLOGIST TO THE STATE OF MISSISSIPPI.

PHILADELPHIA:
HENRY CAREY BAIRD & CO.,
INDUSTRIAL PUBLISHERS, BOOKSELLERS AND IMPORTERS,
810 WALNUT STREET.
1884.

Entered according to Act of Congress, in the year 1852, by
HENRY CAREY BAIRD,
in the Clerk's Office of the District Court of the United States in and for the
Eastern District of Pennsylvania.

0014260

16679

MKT
•L62

PREFACE.

In presenting this little volume to the public, I trust that I am filling a void in our chemical literature. I believe there is no work in the English language on assaying which combines with practical usefulness a sufficiently popular character for those readers who have not made metallurgy, and its kindred sciences, objects of their especial study. My desire is, to offer a book which fully treats of all the subjects of assaying, and whose price will yet place it within the reach of all persons professionally interested in this important branch of knowledge.

The more compendious works on chemistry, if they allude to assaying at all, give so sparing and incidental remarks, that they do not throw any light upon it for technical

purposes, as indeed it does not fall within their province to do.

The immense mineral wealth of the United States, to which the discoveries in California have so largely added, makes this art a very desirable acquirement for every one engaged in any business connected with the metals; and it would appear indispensable to those desirous of deriving the greatest advantage from a residence in that promising and alluring part of our country.

Although these pages principally treat of the processes by heat, I have thought it proper to describe also some wet processes, either where they serve as methods to rectify the former, or where no others exist; as, for instance, is the case with platinum. For the coins, I have selected those employed at mints, and which are therefore generally considered the most serviceable for the analysis of those alloys.

I feel induced here to recommend at least a partial study of blowpipe assaying, to those who may wish to make use of the

instructions given in this treatise. This infant branch of chemistry was first created, I may say, in Sweden by Cromsted, and established more firmly by Gahn and Berzelius, both his countrymen; and has of late been made by Plattner a method even for quantitatively ascertaining the contents of most minerals.

The requisite blowpipe utensils for the mere detection of the principal components of ores are so few, can so easily be commanded, and may be so readily carried about one's person, that, at least for the purpose of a prior test, it is very advisable to possess some knowledge of their application, which can be acquired with great facility.

I beg to refer those readers who may be desirous of pursuing assaying more scientifically, in particular to two works of merit, neither of which is written in our language. The one is the *Traité des Essais par la Voie sèche*, by Berthier, Paris, 1834; the other is in German,—*Instructions on Assaying, for Miners and Smelters*, by

Bodeman, Clausthal, 1845. The last mentioned work has been of much use to me in writing this volume.

I cannot conclude these brief remarks without seizing upon the opportunity of acknowledging the liberality of a distinguished officer at Freiberg in Saxony, Mr. Fritzsche, chief assayer of that mining district. I have made frequent use of his notes and hints, given me while I had the advantage of a personal intercourse with him.

O. M. L.

COLUMBIA, S. C., 10th April, 1851.

CONTENTS.

	PAGE.
PREFACE	5
Explanation of Technical and Scientific Terms...	11
Introduction.....	13
I. Description of Implements and Utensils used.....	17
II. Assay of Silver Ores by Heat—Cupellation	39
III. A Table to rectify the Loss in the Silver Assay.....	52
IV. Gay-Lussac's Process for Silver Alloys.....	54
V. Assay of Gold Ores by Heat—Quartation .	56
VI. _____ by Amalgamation.....	61
VII. _____ by Washing.....	63
VIII. _____ by a Wet Process.....	66
IX. Assay of Silver Coins, or Alloys of Silver and Copper.....	68
X. Assay of Gold Coins, or Alloys of Gold, Silver, and Copper.....	71
XI. To find the Proportion of Gold in a Mixture of Gold and Quartz, by Calculation...	77
XII. Assay of Platinum Ores.....	80

XIII. Assay of Copper Ores by the German or Hungarian Method.....	85
XIV. Assay of Copper Ores by the English Method.....	92
XV. Assay of Lead Ores by Heat	97
XVI. ————— by a Wet Process....	100
XVII. Assay of Iron Ores by Heat.....	103
XVIII. Fuchs's Process for Iron Ores and Iron... ..	108
XIX. Assay of Ores of Mercury.....	111
XX. Assay of Sulphurets in Ores.....	119
XXI. Mode of Testing the Calorific Power of Coal and other Fuels.....	121
XXII. Tables	125-129

EXPLANATION

OF

TECHNICAL AND SCIENTIFIC TERMS USED.

Alkaline, containing an alkali, viz. potash, soda, or ammonia.

Ammoniacal, containing ammonia or hartshorn.

Assays by Heat, or processes by the sole means of fire.

Black flux. See Copper Assays.

Carats fine, a term used in designating the value of gold alloys.

Carbonate, applied to oxides, where carbonic acid is united with them.

Chlorides are combinations of chlorine with metals, &c.

Crucible. See Utensils, &c.

Cupel. See Utensils, &c.

Fluxes, ingredients added to produce slags.

Fuming nitric acid, the strongest kind, emitting red vapours.

Galena, a lead ore.

Hygroscopic water, the moisture bodies attract from the atmosphere.

Muffle. See Utensils, &c.

12 EXPLANATION OF TECHNICAL TERMS.

Oil-baths, heated oil, to warm solutions, &c.

Oxidation, the combining with oxygen (rusting, &c.)

Peroxide, the oxide containing the greatest amount of oxygen.

Phosphates, combinations of phosphoric acid with metals, earths, (earthy,) &c.

Precipitation, the production of insoluble compositions, &c. in wet processes.

Protoxide, containing the least amount of oxygen.

Quartation. See Gold Assays.

Sand-bath, heated sand, to warm solutions, &c.

Sulphates, combined with sulphuric acid.

Sulphurets, combined with sulphur.

Test-glass, a glass tube closed at one end for chemical purposes.

Water-bath, heated water to warm solutions at 212° Fahrenheit.

Water of crystallization, the water contained in crystals, and by evaporating which, they crumble.

Wet processes are those in which acids and solutions are used, and where fire is never directly employed.

White flux. See Copper Assay.

THE
ASSAYER'S GUIDE.

INTRODUCTION.

ASSAYING is the science which treats of the various methods of ascertaining the amount of one or of several ingredients of a chemical compound, such as an ore or alloy, but is solely intended for practical purposes. For this reason one of its main objects is to be able to attain to a very great accuracy with the smallest and cheapest means, and in the shortest possible time. In this it is contradistinguished from inorganic analytical chemistry, properly so called. The aim of the latter is to ascertain all the different composing elements of an inorganic compound, and also the exact amount of each,

and for this reason the chemist should never be deterred by a great waste of time and money, if an accurate result should require extravagant means. As assaying is only an aid to technical operations, and these never can extract the whole amount of a metal or other component part contained in a composition, (be the latter a natural or artificial one,) with true chemical precision, it is self-evident that much time and labour would be unnecessarily lost, if the same attention were devoted to it as would be requisite in an analysis. This, however, also shows that it is utterly inadequate for purely scientific ends.

Assaying was the earliest known branch of chemistry, and in fact that one which afterward, through the medium of the various investigations of alchemy, drew attention to theoretical chemistry, and thus founded that science.

The art of assaying is so ancient, and it has so constantly and imperceptibly re-

ceived new additions and perfections, that its origin is entirely unknown. Agricola of Saxony, who lived in the earliest half of the sixteenth century, was the first to collect the facts and write on this subject, (G. Agricola de Re Metallica, libr. XII. Basil, 1546.) Since then the manifold discoveries of more enlightened periods have vastly enlarged and developed this branch of study.

It is not by any means always necessary that the same measures be employed for these tests as are used in the separation of the single constituent from the rest of the compound in large quantities; as, for instance, in the processes of smelting and amalgamation, although, if convenient, it is very advisable, as it facilitates the metallurgist in the detection of the best fluxes and admixtures to be added to his peculiar ores.

The assayer should be guided in his operations by chemistry, and the study of

the latter, particularly as far as regards the principal and more common substances, should never be omitted. In other respects, all that can be recommended to one who desires to perfect himself in assaying, is the most scrupulous cleanliness, order, and precision as regards his assays and implements, and the most unwearied adroitness and attention in performing the manipulations required by his science.

I.

*Description of the Implements and Utensils
used in the course of Assays by Heat.*

AMONG the articles necessary for an assayer's office, of course the first that requires a description is the furnace. For most purposes the *muffle* furnace suffices, and it is the only one used for gold, silver, and copper ores; but for iron, lead, &c. we require another, though much simpler one. I shall first describe the *muffle* furnace, (Plate I. figs. 1, 2, and 3.) The characteristic part, the one from which this furnace derives its name, is the muffle, illustrated on the same plate, in figs. 7 and 8. Both these diagrams give a perspective view, the first a semilateral, the second one from in front. They can be procured in most of our larger cities, and are manufactured in

great quantity in Hessian, of a very firm and fire-proof siliceous clay, the same material as that used for the well-known Hessian crucibles, (Plate II. fig 5.) The one from which the drawing was taken in Plate I. measures eight inches across the bottom from mouth to back outside, and four inches down the back. The holes opening upwards towards the interior measure each an inch and a half lengthways, but their number of course varies according to the size of the muffle, which again should depend on the quantity of assays expected to be performed at once. The back and the mouth of the muffle are equal in size.

The muffle furnace is exhibited from in front in fig. 1, in a lateral section in fig. 3, and in a transverse perpendicular section in fig. 2. A scale, showing the proportionate dimensions in English feet, is attached, to facilitate the use of the drawings in building a furnace; for though very small, they have been made with much care, and, with

the little sketches attached, are fully capable of being employed to that effect. As will be seen from the first figure, the line A B is seven feet long, while the external width of the furnace, C D, is two feet nine inches. The furnace consists of three chief parts, the chimney, *r*, in figs. 2 and 3, (which need only be $3\frac{1}{2}$ feet high if it enters the chief chimney of the laboratory, which should then measure at least 9—12 feet,) the part above C D, in fig. 1, containing the muffle, and the part below that, the grate, ashes box, &c. &c. In fig. 1 we see immediately below the chimney a representation of bricks, (*firebricks*, for all in immediate contact with the heat should be of this kind; the external ones are common burnt bricks.) These, though fastened in tight, are placed so that they can be taken out, to put in a new muffle, or make other repairs when necessary. In this brickwork we have two openings, *d* and *a*. The former is only a small aperture, for insert-

ing pieces of sheet iron, upon which to dry the cupels. It is, however, not immediately necessary, and, if present, is always closed with a tight brick when the muffle is in use. *a* is the opening of the muffle, which can be closed by a piece of fire-proof brick represented in fig. 4, having an iron piece protruding on the exterior, with a narrow opening, into which fits the handle fig. 5, which we apply on removing it. To the right and a little below the muffle is a loose brick, *e*, to be taken out whenever it becomes necessary to remove the fire-proof clay bar, *o*, which holds the muffle, (vid. fig. 2.) As seen in fig. 3, this bar as well as the three others shown in the little sketch affixed to fig. 2, and of which the centre one is a little the longest, are slightly inclined, thus elevating the back of the muffle an inch above the front, and giving a better circulation of heat, as should be the case where stone-coal or cokes are used. In burning charcoal it may be horizontal,

although this inclination has another advantage, inasmuch as it enables us to clean out the muffle easier, should a cupel upset, the contents running forward. The three fireclay bars, *sss*, are loose, while *o* is inlaid on one side, and on the other fastened in with a loose piece of brick and an iron wedge, which can be removed, as already remarked, through *e*. On inserting the bars and muffle, the parts where they meet, and where the former touch the other bricks, should be powdered over with bone-ashes, to prevent a possible adhesion from the intense heat. Small cracks in the muffle should be mended with coarsely powdered burnt clay. *p*, in fig. 2, is the open space left round the muffle about an inch and a half wide, and into which the opening *d* in figs. 1 and 3 leads. Immediately below *C D* we have the door *b* exhibited in all three figures. It is for the introduction of fuel, and is just above the grate, *xx*, in figs. 2 and 3, which consists of six iron bars placed in the same

inclination as the muffle. The door *f*, fig. 1, is of iron, with an inside coating of fire-clay, an inch and a quarter thick, kept in place by iron rivets, thus protecting the assayer from the radiating heat of the iron, which would otherwise soon be white-hot. Below the grate stretches the chamber *g*, in figs. 2 and 3, both for draught and for the cinders. The plane at the bottom of this is inclined like the grate and muffle, and has the opening *c* to take out the ashes. To introduce a regular and sufficient quantity of atmospheric air, the channel *k* has to be constructed, which enters *g* at *h*, and passing under the floor of the laboratory opens outside at *i*, fig. 3: *l* is a small piece of sheet iron, by pulling out or pushing in which, we open or close the passage *k* at pleasure, and accordingly as we require a great influx of air or not, for a high or low temperature. The little figure annexed to fig. 1, shows the construction of the little opening and slide in the lower door. It is

exactly as with a common iron stove, γ being the hole, while the slide $\alpha\beta$ can be closed over it by means of the handle, or removed, as may be desirable for different degrees of ventilation. This furnace is of the kind proposed by Professor Plattner for the Freiberg assay office for the use of stone-coal and cokes, and where it has been employed to great advantage, as regards economy and practicability in general.

Having thus pretty minutely given a description of the muffle furnace, as it can best be constructed when not required to be movable, I shall proceed to the furnace for tests of iron ores, lead ores, &c., also in a shape not intended to be moved, as represented by a lateral section in fig. 6, Plate I. Those parts in immediate contact with the heat should be constructed of fire-proof bricks, which ought to reach some distance up the chimney. The main body of the furnace B and A is either square or round, and twelve inches in diameter. The back

is about three feet nine inches high, while the front measures slightly less, as the top has a little slant, merely for convenience in easier being able to get at the bottom. A is the part where the ashes collect, with a door at H having one or several openings, as is represented in the door *g*, in fig. 1, for the sake of regulating the ventilation. If this furnace is to be used for iron assays, in which case a very intense heat is requisite, a similar channel as illustrated in K, fig. 3, should be attached, the longer the better, and, if possible, opening into some cool place, e. g. a cellar, thus creating a stronger current of air, and consequently a better ventilation. Above A are the bars forming the grate FG, which ought to vary in distance from one another according as we use charcoal or stone-coal and cokes, in the former case being closer to one another. B is the part in which the crucibles are placed, as well as the fuel, and which has one opening for the introduction of the same

with the cover E, suspended, when open, by a chain, but which is shut when the furnace is in use. This cover is commonly of iron, covered with fireproof clay.

C is the channel leading off to the chimney D, which may vary in width from one half to one quarter the width of B. For assays of lead and copper it is not necessary to have the chimney very high, as no very severe draught is required; but for iron assays it should be about thirty feet. In the assay office in Clausthal it measures forty-eight feet. In this case, of course, if there is also a muffle furnace on the same hearth, it is best to conduct the chimneys of both into one large one. On placing the crucibles in this furnace—twelve have room in it at once—a piece of firebrick, K in the drawing, is first placed on the grate, which, to avoid adhesion of the crucibles, may be powdered with bone-ashes. This brick is employed to have the crucibles more in the focus of heat, by elevating

them above the coal around it, and also—clay being a bad conductor—to keep them from immediate contact with the cold blast. The fuel should never be heaped above I, the mouth of the channel C, and large coals should be placed below, to keep the grate from choking. If several crucibles are used at once, they ought to stand sufficiently apart to admit coals between them, as they otherwise might melt partially in the course of the process, and form one compact mass.

On the foregoing pages I have furnished descriptions and measurements of furnaces, which, as I have already remarked, though easily constructed, are not portable; and it is proper that, before closing this chapter, I should devote a few lines to the mention of those, which, from their being movable, and thus obviating the difficulty and inconvenience of constructing one, might, in many cases, be preferred, although their smaller dimensions, as a matter of course, make it more difficult to perform good

assays, and impossible to attend to many at a time. Among these we have both muffle furnaces, and wind furnaces such as last described. They are made of sheet iron, strongly fastened with iron hoops and coated inside with fireclay, (see also Chap. XVI.) They can generally be procured at all larger stores of chemical apparatus. Luhme & Co. of Berlin, who have one of the largest assortments of such articles in Europe, and for comparatively cheap prices, furnish a kind which may be used for both purposes, for 50 Prussian dollars, about \$35.00 our money. There is another kind of portable furnace with an iron muffle, but which can only be applied to silver and gold assays, (coin,) which may suffice for the wants of many, and which is more durable than the others. After having thus given a description of the furnaces used in the course of the experiments elucidated in the following pages, I shall venture to call the reader's attention to

other instruments used in the assays of ores. Among these, probably, the balance will appear most conspicuous. There ought to be two in use, one very accurate, the other less so, for more common purposes, as weighing off the ingredients or admixtures, such as pure lead, borax, &c. The other one should be made with great care, and only used to weigh off the small buttons of gold and silver procured. Accurate analytical scales are required; and should it be more practicable to possess them in a small and compact shape, I would propose the blowpipe balance suggested by Professor Plattner of Freiberg, and made in that place by a very careful workman of such instruments, Mr. Beschorner, who furnishes them for all the students of the mining academy there. This balance can be procured most simply from Luhme & Co. in Berlin,* who are in constant connection

* J. F. Luhme & Co., 51 Kurstrasse, Berlin.

with the United States, and furnish them handsomely got up, with an elegant mahogany box, containing weights of platinum down to one-tenth of a milligramme, or 0.003543402 grs. Troy, for about \$16. The same firm can also provide common balances, from Professor Wackenrode's (of Jena) description, for \$4 or \$5. It would be very advisable to have a medium balance to employ with the baser metals, marking a milligramme with about twenty-five grammes weight, costing about \$13 or \$14. It will be unnecessary to give a drawing of these balances, and I believe the short description is sufficient to define the accuracy and qualities required. I may add, however, that it is highly advisable to have wires of platinum used everywhere in the more exact ones, since then an unequal extension or contraction of the silk cords, otherwise commonly used, and which necessarily cause variations, is avoided.

We must now cast a glance at the

smaller and less costly utensils, but all of which are necessary for the accomplishment of the operations to be performed as directed in the following pages. I allude to the crucibles, *cupels* or cups, and tongs, &c., illustrated in Plate II. The former, figs. 1, 2, 3, 4 and 5, are all of their natural size in the drawings. Figs. 1, 3, and 4, should be made from accurate descriptions by a potter, of a pure clay, containing as little silica mechanically combined as possible, since its presence prevents the vessels from being sufficiently porous to allow the oxidizing metals to enter, which would, as will hereafter be seen, become a great drawback to the assay. Some hundreds must always be kept on hand, for they can only be used once, as the lead, almost always present, glazes them immediately.

Fig. 1 represents a *cupel* used in the operation technically termed *cupellation* of the gold and silver ores: *a* shows it from above, *b* from the side. The concave inner

surface should not be too shallow, thus letting the contents run over; nor, on the other hand, too deep, in which case too small a surface would be exposed to the oxidizing power of the heat. The line given in *b* shows the proper inclination within.

Fig. 2 is a truncated cone, with a very slightly concave surface at the wider extremity or top. It is made in great part of bone-ashes, being among the most porous substances that can stand a high temperature. I give here a recipe for their preparation, furnished me by Mr. Fritzsche. It shows the relative quantity of the ingredients as used for these cupels at his office, where they are made by the laboratory servant in wooden moulds, using a rod, shaped like a pestle, to make the hollow at the top. The mass consists of 4 parts of wood-ashes previously freed of the potash by filtration, 1 part of lime, and 1 part of bone-ash.

Fig. 3 shows a flat, shallow crucible, made of the same pure clay as that represented in fig. 1: *a* is the cup as seen from above, while *b* gives a lateral view, showing also the curve of the inner surface. This vessel is used in the assay of copper, as well as fig. 4. Fig. 3 is termed in German "*Kupfer Garscherbe*," from the fact that with its use the copper assay is finished.

Fig. 4 is a high crucible, as mentioned above, used for copper and lead. It is made of the same material as the former. The reason of its having so great a height compared with its width, and otherwise so peculiar a form, is to concentrate all the heat round about the bottom of the interior. In some places, in lieu of better, the Hessian crucible (fig. 5) is used; but No. 4 is much better adapted, from the height of the foot-piece, which also protects the contents from the cooling influence of the iron bars on which they are placed,

and from a too direct contact with the col- draught. Some assayers use an extra cover for this crucible, a very superfluous addition, since the bottoms of the old crucibles answer admirably as covers to the new. As mentioned before, these also are useless after once having been employed, and before throwing them away it is there- fore well first to break off the feet.

Fig. 5 gives a drawing of a Hessian cru- cible, which is used chiefly in the assays of iron ores. These are imported into the United States, and can be procured in al- most every crockery store. Their dimen- sions are very different, and so contrived that one fits into the next in size, being in sets of about a dozen. They are com- monly triangular above, and round below, as shown in the figure; but sometimes they are made round above and below, and where these can be had, they should be preferred. If they cannot be procured, similar crucibles of pure clay may be sub-

stituted, and in fact they are sometimes considered preferable. The latter are then commonly made with a foot-piece, somewhat as in fig. 4, though not quite so strongly separated from the main bulk of the vessel. These or the Hessian crucibles, as will be seen hereafter, should be kept constantly on hand thickly coated with charcoal. They are prepared in this manner. Charcoal of any oak-wood, except red-oak, which contains much oxide of iron, is the best on account of its density. It should be pulverized with the utmost care, since a coarse powder will never furnish a consistent mass. To this we carefully add water until we procure a tough paste or dough, and with this fill the crucible very tightly, always ramming down every new portion introduced, with a pestle or piece of wood. When the whole interior is filled up, we cut out a hole in the middle with a penknife, leaving a margin of about half

an inch at least, below and all round. (See Assay of Iron Ores.)

Fig. 6 furnishes a sketch of an implement, which, though not immediately necessary, will be found extremely useful, inasmuch as it tends to keep up order and accuracy, great requisites for an able assayer. As will be seen from the different views *a* and *b*, it consists simply of a piece of sheet-iron, having a wooden handle and several semi-circular cavities, the number of which may vary according to the number of assays expected to be performed at once. If a large muffle is used in the furnace, it is well also to have this large; and, in fact, I would suggest having the number of holes in each row equal to the number of cupels, of the sort illustrated in fig. 1, that can, without collision, be placed across the muffle from side to side. (See Silver and Gold Ores.) This pan, or whatever we may otherwise term it, is used to cool the buttons of metal and

their surrounding slag after having oxidized part of the lead, &c., and separated the gangue-rock, as is the case with silver and gold (q. v.) The holes should be $1\frac{1}{2}$ inch wide and $\frac{1}{2}$ inch deep.

Figs. 7 and 8 represent two different kinds of tongs. Fig. 7 is only shown in a lateral view, since its characteristics are thus exhibited, while fig. 8 is sketched from above. They are both very necessary in the progress of our investigations. The first is shaped like common fire-tongs, only that the ends, instead of widening into a flat circular lobe, are bent downward like a poker, thus enabling us to handle the crucibles with great care. The second tongs has each piece ending in a semi-circle, the diameter of which circle, when united, should be so that it may exactly embrace the lower part of fig. 1. It is used to place those cupels into the muffle, as we are thereby prevented from touching the contents. In using this latter in-

strument great caution should be taken not to upset the cupels. Let me first remark, that on introducing the cupels into the muffle, we always commence with No. 1, i. e. first assay on hand, behind on the left. It may seem a very superfluous precaution to dwell thus long on so simple a manipulation as the one I am now describing; but I know from experience, how many failures carelessness in this procedure occasions to the uninitiated. Let us now suppose, that we have the crucible, fig. 1, filled with the powdered mineral to be tested, and the other additions, such as lead or borax. Grasping the cupel firmly at the bottom, we lift it up high, so that, when pushed into the mouth of the muffle, it is a good deal above its floor, and cannot knock against it. As soon as it is within the muffle, without leaving hold of it, and keeping it up high, we hold the side of the tongs up against the side of the muffle to steady them, then run them along quietly

though not too slowly, for that only causes the hand to tremble, until the crucible is just above the spot where we intend to place it, (when once down it should never be moved,) and then slowly lower it, not letting go till it stands secure.

These tongs should be made light enough conveniently to handle them with one hand. The handles are made of some good firm wood, though No. 8 is generally held lower down than the handles, and, I may add, never so that the end of the tongs, the handle, passes under the arm, but exactly as the savages hold their darts when about to hurl them. It may seem awkward at first, and yet I know many accidents, as regards the assays, having occurred from not attending to it. The length of the tongs ought to be about three feet. It may be well to supply oneself with a third pair, with straight and rather pointed ends.

II.

Assay of Silver Ores by Heat—Cupellation.

SILVER occurs in nature chiefly in lead ores, (galena,) and native, as in the Lake Superior copper mines, or less commonly as chloride of silver, as is the case in the extensive mines of Chili. The following directions, however, refer equally to the assays of all.

As with all minerals to be investigated by these methods, the ore must previously be reduced to the finest possible powder, for which purpose, where many assays are made, a large iron bowl is used as a mortar, the pestle having a wooden handle attached at right angles to the iron part, enabling us thus to employ a much greater force than if it were straight, as commonly is the case. The usual shape of a mortar,

used in kitchens is not so good, for its depth prevents its being cleaned sufficiently to insure accuracy. In lieu of the former, and when small quantities only are desired to be pulverized, an agate mortar may suffice. Of the ore we weigh off one part,—about 3 grammes, equal to 46 grs. Troy, (say 50 grs.) is a good standard weight,—and mix it with ten parts by weight of pure lead, and from one-tenth to one-fifth part of borax, in the manner described below.

The lead is added to extract all impurities, such as copper, nickel, &c., and in cases where these occur in great abundance, should be used in the proportions even up to fifteen and twenty parts, though it is always injurious, and tends to create a loss, to add too much.

To the rules for testing the quality of alloys of silver and copper, will be found subjoined a table by Erker, to regulate this.

The lead of commerce contains many im-

purities, in the shape of other metals, which, since silver always is among them, is very injurious to our assays, and it is therefore necessary to obtain a purer article. At silver furnaces lead is produced as an extra product, sufficiently pure for our purposes. That, for instance, thus procured from the smelting works at Freiberg in Saxony, and used there by the assayers, contains, to 6.40000 parts of lead, from 0.00001 to 0.000015 parts of silver; too slight an impurity to affect the result of the assay. If so situated as not to be able to get it in this manner, the best way is to reduce it by a galvanic process from acetate of lead. This, the sugar of lead of commerce, we can readily dissolve in lukewarm water, after which we should filter off the solution, and introduce a rod of zinc, by which process all the lead is reduced and collected round that metal. After some time remove it, and continue in this manner until all the lead is pre-

cipitated. It is then to be repeatedly washed with care to remove the acid, and afterward dried between blotting paper. If not in a sufficiently pulverized shape, it need only be shaken a little in a towel and finally sieved. A spoon containing a given amount—five parts, equal to 250 grs., is convenient—is used to measure the quantity for each assay, thus avoiding the tedium of weighing each time, a matter of considerable consequence in an assaying office, where frequently hundreds of assays are made in a day.

The vessel into which the mineral, together with the lead and borax, is placed, to be introduced into the muffle of the furnace, is represented in fig. 1, Plate II. (See the description given a few pages back.) We first put one-half of the lead to be used in it, and on the top the silver ore, mixing the two with great care, not to spill the least particle, and afterward cover it with the rest of the lead, and

sprinkle the borax over the whole. The latter is used to facilitate the melting of the lead, and to produce a good slag. When much tin, zinc, or lime is present in the ore, the borax should be increased in quantity up to the largest amount before mentioned.

If we desire to test ores containing very little silica, and our crucibles are not as perfect as we might wish them to be, it is very advisable to make use of some quartz or glass-powder, to be added immediately, or, better still, when the slag is forming, and the process of calcining is thus at an end.

We should, for the sake of economy with the fuel, make several assays at once, and always five or six of each ore, afterward taking the average, and thus regulating our own labour.

After previously firing the furnace, and bringing the muffle to a regular and constant red-heat, we may introduce the cru-

cibles. To quicken the melting of the lead, we place some pieces of well-dried charcoal, which should always be kept on hand, in front of the crucibles. Vapours will be observed to be emitted, caused by the discharge of volatile substances. The door of the muffle, previously closed, should be kept perfectly open as soon as the operation of calcining or roasting the ore has properly commenced, to admit fresh air, and prevent the heat from increasing too much.

This process generally lasts about twenty minutes, after which, by introducing fresh coals into the muffle and again closing the door, we raise the heat, and continue it sufficiently long to let the slags collect and flow easily, so as to make a crust round the white-hot metal. When not employing a sufficiently high temperature, the slag will remain thick or tough, and retain the metallic alloy of silver and lead in small particles disseminated throughout the mass.

From the circular portion of argentiferous lead, which appears to be in a constant rotary motion in the centre of the slag, vapours of lead rise incessantly. The time that should be occupied by this process of melting varies much according to the character and quality of the ore, which sometimes, though rarely, may even require something more than half an hour. Generally much less time is wanted with a good fire, and the assayer can always see at what time the encircling slag has been properly separated from the metal, and even with very little practice is enabled to regulate it. We now again open the muffle, and by oxidizing some more lead during the space of ten minutes, cover the metal entirely, and after that, once more apply a strong heat for a few minutes to make the slags flow easy, and then taking out the crucibles, pour the whole contents into the different hollows of the iron plate, illustrated by fig. 6, Plate II. This should be done very

quickly, for otherwise the lead will not collect in one button, but be distributed in small particles all over the molten slag as above. A little practice will soon accustom any one to all these operations.

On cooling, with a stroke or two of the hammer we separate the slags from the metallic buttons, and with a few more easily shape the latter into cubes as regular as possible.

The crucibles shown in fig. 2, Plate II. come into use at this part of the assay. If well made and dried, they should be very porous, and so friable as to be crushed between the fingers with ease.

In these cupels we expose the metal cubes to a moderate red-heat, which we are enabled to regulate by inserting cold pieces of pottery—old crucibles will be found very serviceable—and leaving the furnace open. The rising vapours are from the lead, and continue until that peculiar bright flash of light is observed, termed *silberblick*, (silver-

gleam,) in German mining and smelting technology, and from which we know that the silver is pure. The utmost attention should be paid to this part of the assay, to ascertain the moment when this occurs. The coolers are then carefully removed, the aperture closed, and the most intense heat possible kept up for a few moments. To do this well is, I may say, the *chef d'œuvre* of an assayer, and on it depends, in a great measure, the accuracy of the assay; for the silver, when pure, requires a much greater heat to bring it to the melting point than when it contains even a very small admixture of lead; and for this reason, if we do not instantly elevate the temperature when the ceasing of the rainbow colours and the bright light of the globule of pure silver inform us that all the lead has left,—then the silver would cool suddenly, and, of course, quicker at the surface than in the interior or at the bottom, and by this subitaneous contraction cause a spattering

motion of the yet unconsolidated particles, and be productive of great loss to the assay.

There is an old adage current among German smelters and assayers,—probably known to all who may have had the advantage of studying this art in that country, where it has been brought to such perfection,—which, since it is many centuries old, shows how long it has been regarded as the great aim, in this mode of testing silver ores, to keep up a moderate temperature as long as any lead is left, and to apply intense heat as soon as all has departed. I insert them here :

“Kühl getrieben, heisser Blick
Ist des Probierer's Meisterstück.”

In English it would be: To evaporate coolly and to use heat when pure, is the masterpiece of an assayer.

When the buttons of pure silver have cooled, we grasp them firmly with a pair of pincers, tight enough to compress the

sides, thus exposing the bottom more, and with a wire brush remove the adhering particles of litharge, and dust of the cupel. Turning them half round so as to make the base a square, we repeat the operation, and then weigh, but only when quite cold, since otherwise the heat, by increasing the bulk, might tend to create a variation.

The silver produced in this manner, it should be remarked, is not perfectly pure, chemically speaking, but the slight impurities are too insignificant to deserve any attention from an assayer, who has nothing but technical purposes in view, though they might require it from a scientific chemist; and for this latter reason, I have thought proper in the third chapter to suggest a method to ascertain the exact amount of silver in this button, should it be deemed necessary, though, I must add, that such precision can only be required at mints, if the investigations are not con-

ducted for science' sake, in which case, the wet process would, of course, be preferred from the beginning.

Besides this, small inaccuracies in the shape of losses, as has already been remarked, cannot be averted, even though the assay be performed with the greatest care, as the evaporating, or rather oxidizing lead probably carries off small particles of silver, particularly when too much heat is used during that process. It is impossible to give any perfect rules how to obviate such faults, since so much depends on the care and attention paid, as well as on the acquired practice and innate practical skill of the assayer; yet, pre-supposing all this as perfect, the Parisian mint has established a table to regulate their assays, which will be found on pages 52 and 53. From this it is seen that the different losses with different quantities of silver vary considerably, nor is the loss a per-centage, being greatest where the original or true

amount of silver in the ore or alloy is seven hundred.

This table should always be referred to, as it enables us to calculate the true amount of silver, and to rectify those unavoidable faults which may be occasioned by the lead carrying off portions of the silver entirely, or else drawing them along with it into the pores of the crucible.

III.

*A Table to rectify the Loss incurred during
the Silver Assay.*

Real amount of silver.	Amount of silver found by the assay.	Loss during the process.
1000	998.97	1.03
975	973.24	1.73
950	947.50	2.50
925	921.75	3.25
900	896.00	4.00
875	870.93	4.07
850	845.85	4.15
825	820.78	4.22
800	795.70	4.30
775	770.59	4.41
750	745.48	4.52
725	720.36	4.64
700	695.25	4.75
675	670.27	4.73
650	645.29	4.71
625	620.30	4.70
600	595.32	4.68
575	570.32	4.68

Real amount of silver.	Amount of silver found by the assay.	Loss during the process.
550	545.32	4.68
525	520.32	4.68
500	495.32	4.68
475	470.50	4.50
450	445.69	4.31
425	420.87	4.13
400	396.05	3.95
375	371.39	3.61
350	346.73	3.27
325	322.06	2.94
300	297.40	2.60
275	272.42	2.58
250	247.44	2.56
225	222.45	2.55
200	197.47	2.53
175	172.88	2.12
150	148.30	1.70
125	123.71	1.29
100	99.12	0.88
75	74.34	0.66
50	49.56	0.44
25	24.78	0.22

IV.

Gay-Lussac's Process for assaying Silver Alloys.

THIS *modus operandi* is one which, from its very simplicity and shortness, almost necessarily insures success, but it is only intended for alloys, such as coins, and can, therefore, if applied to ores, only be used to ascertain the real amount of silver in the button produced in the last assay, which, as already observed, contains a very minute amount of spurious metals in an alloyed state.

It was proposed by Gay-Lussac, and from the indubitableness of its results, has since been introduced in France, and most parts of Germany, to regulate the assays of the mint.

They dissolve a given weight of the

alloy in nitric acid, and then find a solution of common salt—of which, a large assortment of different known degrees of strength is constantly kept on hand in bottles—sufficiently strong to precipitate all the silver as chloride of silver, when used in a certain established quantity. In this manner, the amount of silver is found by the quantity of salt used. (Gay-Lussac on Assays of Silver, q. v.)

V.

Assay of Gold Ores by Heat.

THOSE properties of silver, which enable us to assay its ores by the process of cupellation, are so equally characteristic of gold and its ores, that, were I to dwell more at length on this first part of the operation, it would be a mere repetition of what has been said under the head of Silver, and therefore I shall only refer the reader to the remarks given above.

When, however, that process is completed, and when therefore with silver we would have procured the final result, the real gold assay only commences, for gold, though always native, contains silver, platinum, &c.

I must remark that, since gold ores are almost invariably excessively poor, com-

pared with those of other metals, we should arrange our assays accordingly, and commence with a larger amount of ore than is necessary in other cases. For this purpose it is common to begin with six different parts of ore of 50 grs. each, which, after being mixed with lead and borax as with silver, are committed to the muffle in as many separate crucibles. The products are then melted up into two buttons, in two different cupels of the same kind, and these again in the process of extracting the lead are concentrated into one. Of course, when the assay is finished we are obliged to divide the produce by six to ascertain the per-centage amount of gold in the specimen under examination.

After having proceeded thus far, it is necessary to procure some perfectly pure silver, for which we have the following methods: first, by producing chloride of silver, which is done by precipitating the silver from the nitric acid solution, with muriatic acid, and

melting it in a porcelain crucible, with potash; chloride of potash and the pure silver being thus formed: or secondly by the galvanic process, the virgin metal being thus collected round a rod of zinc immersed in the acid (nitric) liquid from which, as above, the silver has been extracted by adding muriatic acid, but which precipitate must remain in the same vessel. The silver is then preserved in the shape of filings.

It is necessary to make use of this silver whenever the quantity of gold in the last produced button is more than one fourth, (hence the term *quartation*) since experience has shown that if there are not at least about three quarters the amount of silver (rarely the case with ores) in this alloy, the gold would protect the particles of silver from the action of the acid, which, as will become evident from the sequel, would prove fatal to our investigations.

Of the pure silver, two and a half times

the weight of the buttons of impure gold, and about half the weight of both in pure lead, should be melted up with them in one crucible, (fig. 2, Plate II.) This single button of gold and silver alloy is to be hammered flat on a little steel anvil, and slightly curved, as this shape will allow it more easily to pass through the mouth of a little vial, in which it is now placed to be boiled with nitric acid (2 drams) of from 1 to 3 specific gravity. The vial should be round at the bottom as this is performed over a spirit-lamp. We allow the liquid to boil until the yellowish vapours of nitrous acid gas have ceased to be emitted. The gold is then pure, and requires only to be boiled a couple of times in water to remove the acid, and then to be heated to redness to evaporate the water, to enable us to weigh it, which, as with all other assays, should never be done till the metal is perfectly cold.

If a small portion of platinum be in the ore, it will be found in the nitric acid solution of silver. (See Platinum.)

The original amount of silver may be ascertained by deducting the weight of the gold from the button produced before the other pure silver was added.

VI.

Assay of Gold Ores by Amalgamation.

THIS method is founded on the fact, that gold unites with quicksilver to form an amalgam, for thus the alloys of mercury and other metals are termed. It is one that may answer for peculiar circumstances, though it is not accurate enough to serve as a regular dokimastic* test, since lead and silver also produce amalgams.

We require pure mercury for this purpose; and as the quicksilver of commerce generally contains some lead, we must purify it by pressing it through a piece of buckskin.

The powdered gold ore, which ought

* A technical term, derived from the Greek verb δοκιμάζειν, to try, to test the purity of a thing.

first to be reduced in volume by washing, is brought in contact with the quicksilver, the sand or gangue-rock removed by sifting the mass through a coarse cloth; after which, by forcing the quicksilver through some buckskin, the amalgam is retained.

By evaporating the mercury in an iron spoon over a lamp, the gold is procured, which will, however, still be found to contain silver or lead, if these occur in the ore.

VII.

Assay of Gold by Washing.

THIS is a way of ascertaining the approximate value of a gold ore, which hardly deserves being called an assay, although, with an experienced hand, tolerable accuracy may be attained.

It is based on the fact, that gold is much heavier than quartz or other ganguerock, and therefore the rock should be well pounded for this operation.

The process is precisely the same as that used to extract gold from the sand of river beds, and which is now so extensively employed in California. Even the vessels used are frequently of the same kind, though it is better to have a small glass cylinder, about three times the length of the part that will be occupied by the ore,

and three-quarters of an inch in diameter, closed at the end, like a common chemical test-glass. I would suggest, if, where used, the gangue-rock or sand be always of the same kind, having a mark round the tube made with a slight scratch of the diamond, up to where a certain quantity by weight of the ore would reach. One hundred grains would not be too much, if, for instance, the rock is quartz; and it is also the most convenient amount, from the facility thus afforded in afterward calculating the per-centage. Under circumstances where we have to deal with ores in which the original rock is not always the same, it would be well to have several such tubes, to each of which its peculiar rock might be allotted; or one with differently marked lines. In this manner, one such line might indicate the part of the tube which would be filled by a hundred grains of the quartzose ore, another the portion which would be occupied by

the same weight of a talcose one, and so on. The lines will vary in height as the ratio of the various specific gravities of the respective ores.

When the properly pulverized ore has been placed in the glass tube, the latter should be filled up two-thirds with water, and tightly corked; after which, by repeated shakings, the gold will be collected below. By careful decanting and continual shaking, we can remove the sand and particles of rock, and retain the gold as a matter of course, though only in its natural, alloyed state.

This method will be found to be a considerable improvement on the washing in pans. If the ore contains iron pyrites, it is best to calcine it first, though carefully, so that no gold is carried off mechanically by the gases formed.

VIII.

Assay of Gold Ores by a Wet Process.

ALTHOUGH I have tried to make it a point to introduce as few wet processes as possible into this treatise, I now venture to give directions for one which will be found very available to ascertain the true amount of gold, when the gold has been extracted in its natural state by the last-given methods. It is characterized by the ease with which it can be performed.

The residue of alloyed gold produced by washing the ore or sand should be submitted to the action of concentrated aqua regia, (consisting of from three to four parts of muriatic acid, to one of nitric,) by which all the gold is extracted. All the platinum, if that metal be present, will be precipitated as below from this liquid.

The solution should then be filtered off with the greatest care, water being afterward poured on to wash the insoluble parts, and to procure the whole of the dissolved gold. Sal-ammonia is then to be added, and if causing a precipitate, the infusion filtered again. This latter is then evaporated to dryness, and alcohol of 0.84 specific gravity repeatedly added, and after digesting poured off, until no more coloured by the dissolving chloride of gold. Iron vitriol (copperas) in solution, if poured into it, will precipitate the pure gold as a brown powder, which may then be filtered, washed, heated to redness, and weighed.

IX.

Assay of Silver Coins, or Alloys of Silver and Copper.

As a matter of course, with these alloys it is not necessary to perform the operation, which is done with the ores, of first separating the gangue-rock. We proceed with the cupellation, as soon as by prior tests we have ascertained the probable amount of silver and copper. To know this more accurately no method exists, except a previous hasty cupellation, though to a practised assayer it is cognisable from the greater specific gravity, whiter colour, and increased malleability of the more argentiferous alloys. It is necessary previously to become acquainted with this, as the quantity of lead must be taken accordingly. By adding too much, a loss of silver is

incurred, while, if too little is used, we will not be able to procure a pure silver button, as not all the copper will pass over into the litharge.

The table to regulate the requisite quantity of lead, was calculated by Erker. Still later, D'Arcet arranged another, which, though less simple, experience has shown to be no more accurate, and it is for this reason that I have subjoined the former.

32 parts of the Alloy containing		Require in parts of Lead.	Relative quantities of Copper to Lead.
Parts in Silver.	Parts in Copper.		
31	1	128	1 : 128
30	2	192	1 : 96
28	4	256	1 : 64
24-26	8-6	320	1 : 40-53
18-24	14-8	448	1 : 32-54
8-16	24-16	480	1 : 20-30
2-8	30-24	512	1 : 16-21

From this table, it is evident that the relative amount of lead should decrease as the copper increases, although the more copper the alloy contains, the more lead should be used.

The only way to pulverize a coin or alloy is to file off small portions. About a gramme or fifteen grains of the filings should be carefully weighed off, wrapped in paper, (satin paper is the best, giving little ashes,) to prevent small particles from being lost, and placed in the muffle furnace on the cupel, fig. 2. When the paper is burnt to ashes, the lead is added according to the table. The rest of the assay is exactly as with silver ores. As long as lead and copper are being oxidized, no severe heat should be employed, which is, however, done as soon as the bright flash appears.

The alloy or coin may also be treated according to Gay-Lussac's process, already described. Having thus ascertained the amount of silver, we are easily enabled to calculate that of the copper, by subtraction.

X.

*Assay of Gold Coins, or Alloys containing
Gold, Silver, and Copper.*

BEFORE making the regular assay, it is necessary to ascertain the probable contents of the alloy, as with silver. The method commonly used is the *touchstone* or *besanite* test, the same employed by goldsmiths when purchasing coin or bullion. A dark fine-grained basalt or siliceous slate is required, and on this a line is drawn with the gold coin. Those whom business has frequently brought in contact with such alloys are generally able to judge pretty accurately by this alone, as the purer it is, the brighter the yellow, silver making it whitish, copper of a redder hue. To carry this test out farther, the mark is moistened with an acid, which, dissolving the baser

metals, leaves the gold in its virgin state. This acid consists, in thousand parts, of

784 parts of pure nitric acid, of 1.340 specific gravity.

16 " " " muriatic acid, of 1.173 spec. grav.

200 " " " distilled water.

1000

As with gold ores, several assays should be made at once, to regulate one another. When some of the alloy has been filed off—too small pieces ought not to be taken, on account of their liability to be blown away—these particles should be carefully brushed, to remove the fine dust, which might otherwise only drop off after weighing, and thus cause a decided loss.

For the assays, 5 grains are used in each, and the value of the gold is afterward given in carats fine, pure gold being reckoned at 24 carats fine. In this way an alloy containing 91.666 per cent. of gold will be 22 carats fine, or in other words, it contains $\frac{22}{24}$ or $\frac{11}{12}$ of pure gold to $\frac{1}{12}$ of the alloyed metal.

After having weighed off the above quantity of the gold to be tested, three times the weight of the expected amount of gold, as ascertained by the prior investigations, are taken in pure silver. Some deem two and a half sufficient. The gold and the silver are then carefully wrapped in a piece of paper.

It is now necessary to ascertain the required quantity of pure lead, which varies according to the per-centage of copper in the coin or alloy. As this metal has a much greater affinity for gold than for silver, it is much more difficult to separate it from its alloys with the former than with the latter, and for this reason the lead used should be about twice as much as would be necessary, were we assaying a coin consisting of silver and copper. The following table is given by D'Arcet to regulate the amount to be used :—

If the contents of gold in the alloy is		The quantity of lead required is	Relative quantity of lead to the copper.
In 1,000 parts.	In carats fine.		
1.000	24.	1	0
0.900	21.6	10	100.000 to 1
0.800	19.2	16	80.000 to 1
0.700	16.8	22	73.333 to 1
0.600	14.4	24	60.000 to 1
0.500	12.0	26	52.600 to 1
0.400	9.6	34	56.666 to 1
0.300	7.2	34	48.571 to 1
0.200	4.8	34	42.500 to 1
0.100	2.4	34	37.777 to 1

As with silver assays, if too much be employed, it will produce a loss, while too little would not extract all the copper.

The lead is first placed in the cupel, (fig. 2,) and only when the process of oxidation has commenced, is the paper containing the gold and silver to be added. The rest is performed exactly as with gold ores. The button should be hammered to a very thin sheet, before being submitted to the nitric acid; and to do this well, it should be perfectly cold, as otherwise marginal

cracks are often produced, which again may be productive of loss.

It may not be quite out of place here to give the contents of pure gold in carats fine, and the weight and value of the United States gold coins, as well as of those of other nations, made legal tender with us, according to the act of Congress of June, 1834. By an act of that date, the standard value of our eagles, and other gold coins in proportion, was changed; as will be seen from the subjoined table, which has been taken from the American Almanac of 1835, page 153.

Names of Coins, and Countries where minted.	Weight.		Cont. in pure Gold.		Assay.	New Value since July 31, 1834.
	dwt. gra.	gra.	car. gra.	grs.		
<i>United States.</i> Eagle coined before July 31, 1834.....	11 6	247.5	22	—	—	10 66 5
Do. since then, double and shares in proportion.....	10 18	232	21	2 $\frac{1}{4}$ $\frac{3}{4}$	—	10 — —
<i>Brazil.</i> Johannes, $\frac{1}{2}$ in propor..	18 —	—	21	3 $\frac{1}{2}$	—	17 6 4
Dobraon	34 12	759	22	—	—	32 70 6
Dobra	18 6	401.5	22	—	—	17 30 1
Moidore, $\frac{1}{2}$ in proportion.....	6 22	152.2	22	—	—	6 55 7
Crusado	16 $\frac{1}{2}$	14.8	21	3 $\frac{1}{2}$	—	— 63 8
<i>Colombia.</i> Doubloon.....	17 9	360.5	20	3	—	15 58 5
<i>England.</i> Guinea, $\frac{1}{2}$ in propor.	5 8 $\frac{1}{2}$	118.7	22	—	—	5 7 5
Sovereign do.....	5 2 $\frac{1}{2}$	118.1	22	—	—	4 83 8

Names of Coins, and Countries where minted.	Weight.		Cont. in pure Gold.		Assay.	New Value since July 31, 1834.	
	dw.	grs.	grs.	car. grs.		dol.	cts. m.
<i>England.</i> Seven Shilling Piece.	1	19	89-6	22	—	1	69 8
<i>France.</i> Double Louis coined before 1786	10	11	224-9	21	2	9	68 8
Louis do	5	5½	112-4	21	2	4	84 8
Double Louis coined since 1786	9	20	212-6	21	2½	9	16 2
Louis coined since 1786	4	22	106-8	21	2½	4	58 1
Double Napoleon, or 40 fra...	8	7	179	21	2½	7	70 8
Napoleon, or 20 francs	4	3½	89-7	21	2½	3	86 6
<i>Mexico.</i> Doubloons, shares in proportion	17	9	360-5	20	8	15	53 5
<i>Portugal.</i> Dobroan	34	12	759	22	—	32	70 6
Dobra	18	6	401-5	22	—	17	30 1
Johannes	18	—	—	—	—	17	6 4
Moidore, ¼ in proportion	6	22	152-2	21	3½	6	55 7
Piece of 16 Testoons, or 1600 rees	2	6	49-3	22	—	2	12 1
Old Crusado, or 400 rees	—	15	13-6	21	3½	—	58 8
New do. or 480 rees	—	16½	14-8	21	3½	—	63 7
Milree coined in 1755	—	19¾	18-1	21	3½	—	78
New Dobra	17	6	—	22	—	16	25 3
Joanese, double in propt.	9	6½	—	21	3½	8	76 3
do.	4	15	—	21	3½	4	37 1
Piece of 12 Testoons, or 1200 rees	1	16½	—	21	3½	1	57 4
Do. of 8 Testoons, or 800 rees.	1	4½	—	21	3½	1	12 -
<i>Spain.</i> Quadruple Pistole, or Doubloons, 1772, double, single, and shares in propt.	17	8½	37-2	21	2½	16	3 8
Doubloon, 1801	17	9	360-5	20	8	15	53 5
Pistole, 1801	4	8½	90-1	20	8	3	88 4
Coronilla, Gold Dollar or Vintem, 1801	1	8	22-8	20	1½	—	98 3

XI.

*To find the Proportion of Gold in a mixture of Gold and Quartz by Calculation.**

THE specific gravity of gold = 19.000

The specific gravity of quartz = 2.600

These numbers can be corrected when experiment shows the specific gravities to be different.

A. Ascertain the specific gravity of the mixture of gold and quartz. Suppose it to be 8.067.

B. Deduct the specific gravity of the

* This article is taken from J. A. Phillips's "Gold Mining and Assaying," (London, 1852,) p. 85, a work published since the first edition of this little volume, and one which, like the other productions of its author, it is needless more particularly to recommend to those who pay attention to the recent publications in this department of applied chemistry.

mixture from the specific gravity of the gold: the difference is the ratio of the quartz by volume:—

$$19.000 - 8.067 = 10.933$$

C. Deduct the specific gravity of the quartz from the specific gravity of the mixture: the difference is the ratio of the gold by volume:—

$$8.067 - 2.600 = 5.467$$

D. Add these ratios together, and proceed by the rule of proportion. The product is the per-centage of gold by bulk:—

$$10.933 + 5.467 = 16.400$$

16.4 is to 5.467 as 100 is to 33.35

E. Multiply the per-centage of gold by bulk, by its specific gravity. The product is the ratio of gold in the mixture by weight:—

$$33.35 \times 19.00 = 633.65$$

F. Multiply the per-centage of quartz by bulk, by its specific gravity. The product

is the ratio of the quartz in the mixture by weight :—

$$66.65 \times 2.60 = 173.29$$

G. To find the per-centage of gold, add these ratios together, and proceed by the rule of proportion :—

$$633.65 + 173.29 = 806.94$$

806.94 is to 633.65 as 100 is to 78.53

Hence, a mixture of quartz and gold, having the specific gravity of 8.067, contains 78.53 per cent. of gold by weight.

XII.

Assay of Platinum Ores.

THIS metal has as yet occurred in the United States only in gold ores, and even then in the merest traces, and hence, perhaps, it would barely deserve a mention in these pages; but the great interest attached to its occurrence, as so rare a metal all over the world, and its useful application to chemical purposes, has caused me to insert some rules for its assay.

If the ore contain platinum in no larger amount than three or four per cent. of the gold, the former, as already observed in Article V. on quartation, will be entirely dissolved in the nitric acid used on account of the silver. From this solution of the two metals precipitate the silver with common salt, or muriatic acid, as chloride

of silver; filter and wash until the water dropping from the funnel no longer contains any of the platinum solution. This latter evaporate to dryness, after adding sal-ammonia. Wash it with alcohol, (see Gold, art. VIII.) and heat the double chloride of platinum and ammonium to redness, thus producing a spongy mass of pure platinum.

If there be more than three or four per cent. of platinum in the gold, its presence is readily perceived, from various circumstances: thus, in evaporating the lead a higher temperature is necessary than is commonly the case, to make the metal flow and acquire a round form; secondly, the bright light cannot be observed; thirdly, the surface of the button is crystalline or rough, and when large, flat and quite irregular, besides looking dull and having a more or less grayish colour; fourthly, the nitric acid is frequently discoloured; and fifthly, the little roll of gold is not of a

pure gold yellow, but rather inclining towards steel gray.

After having thus recognised a larger quantity of this metal, it becomes necessary, since copper is frequently present, to make a prior test, to ascertain, by cupellation, the amount of the alloy of gold and platinum. After that, two assays should be made; the one, to ascertain the exact conjoint per-centage of the two; the other, inquartation (pure) silver being added, to discover the amount of the gold alone. The difference of the two results gives the amount of platinum. The inquartation silver should not be more than from two and a half to three times the weight of the alloy of gold and platinum; and it is often well to add a certain, accurately weighed quantity of pure gold at the same time, so that the gold may afterward be procured in one connected sheet or piece. This ought particularly to be done, when there is as much as a third the weight of the

gold in platinum, as, for instance, in the platinum grains of the Ural Mountains, which contain about 80 per cent. The button is hammered flat, and proceeded with exactly as gold ores, the platinum dissolving with the silver in nitric acid. But as it does not do so as easily as the latter, at least when in large quantities, it is necessary to repeat the process from the quartering on once or twice, using silver and lead over again. This should be done until nothing but the silver used is dissolved in the nitric acid, or, in other words, until two assays following one another have produced the same results, a thing that may not occur until the fifth time.

It should be remarked, that it is necessary to add a little more lead for cupellation, than would be done if no platinum were in the ore; and also, that just before the bright flash of light occurs during the operation of quartering, it is well to shake the cupel a little, to make the button

stiffen, as soon as the last lead has entered the former, by which the platinum will be more regularly distributed in the alloy, and cannot so well collect in different unconnected lumps, unexposed afterward to the action of the acid. The platinum may then be extracted and reduced from the solution, as above.

XIII.

Assay of Copper Ores—German and Hungarian Method.

THIS ore, if a sulphuret, as is very generally the case, should, after having been reduced to the finest possible powder, be submitted to the process of roasting, vulgarly termed calcining. For this purpose one part by weight of the ore is mixed up with one fifth of graphite, (black-lead,) which, consisting of carbon in a more condensed state than that element occurs in charcoal, is, therefore, so much the more effectual in driving off the sulphur. This mixture of the two should be exposed to an intense red-heat in the cupel, (fig. 1,) (painted over on the inside with red chalk, or Spanish red, to prevent adhesion,) for about twenty minutes, after which it is

to be taken out, and stirred up with a small iron ladle to expose the unburnt parts of graphite, when it should again be exposed in the muffle. In about a quarter of an hour we take it out again, pound it over, for the mass is generally clogged, and mix it with about twice its weight of charcoal-dust, after which we continue the roasting for about one-half to a full hour, according as the ore contains a little or much sulphur, vapours of which may be seen rising during the whole of this process.

After this the ore has a reddish, or what is generally called a ferruginous colour, and we now take it from the first crucible, and introduce it into that represented in fig. 4, Plate II., or if not in possession of such, into a Hessian crucible, fig. 5, on the same plate. For this purpose, however, some *black flux* should be provided. It consists of carbonate of potash and lime, and is made by igniting together one part by weight of saltpetre, and two of com-

mon tartar. The flux produced should be kept carefully corked to prevent the absorption of hygroscopic water. It is still better to make it only when required for immediate use.

If the ore is poor, one tenth part by weight of oxide of antimony, (antimonious acid,) or of arsenic, (arsenious acid,) or if it is richer, fifteen per-cent. of pure lead* are requisite, as will hereafter be seen to make the particles of copper unite. One of these together with three parts of black flux, one half the weight in borax, and two parts of table salt, must then be added to the roasted ore, though none except a part of the

* Some assayers use neither of these three, on the ground that the arsenic, as occasionally even 40 per-cent. may be taken, is very difficult to separate from the copper, and that the antimony may unite with part of the same, forming an antimoniate. They therefore only employ borax and black flux, in about the same proportions, however, as given above. It is hard to say which is best, and it must be left to the discretion and experience of the assayer to act as may be most suitable to his peculiar ores.

flux are mixed with the mineral now investigating. The salt is merely used to form a crust over the whole. When all have thus been placed in the crucible, they are covered over with a piece of charcoal, cut to match the size of the vessel; after which the cover is put on. We then expose it to a white-heat for about one-half to one full hour, as may be most convenient, either in the draught furnace, fig. 6, Plate I., or in the muffle furnace; in which latter case, we must allow the longest period of time.

The carbon of the flux is intended to reduce the peroxide of copper produced by roasting, while its carbonate of potash unites with the earthy contents of the ore and the oxides of other metals present, such as iron, which would otherwise also be reduced to their metallic state. With these it forms a slag, the borax being added to make it flow easy, and allow the copper to collect in one button.

On cooling, we break open the crucible, and, on removing the slag, extract a spherical piece of impure or alloyed copper, according as other metals may chance to occur in the ore. If any intermediate crust should have formed between the button and the slag, the ore was not properly roasted, a part of the copper not reduced, and consequently the assay is worthless.

In a good assay the slag should be black and vitreous in appearance, never of an earthy texture. If striated or speckled with red, we may know that protoxide of copper is dissolved in it, and again that the whole cannot be productive of an accurate result. Much attention is required during this test, and, as already mentioned under the heads of silver and gold, the final result depends entirely upon the care taken by the assayer. If well managed, however, as here directed, he can hardly fail to be successful.

The button, as remarked above, may

vary in purity. It generally contains some iron, and (since these metals frequently exist in copper ores) lead, bismuth, tin, cobalt, nickel, antimony, and arsenic—the latter two in particular, if they were added in the process of reduction. Thus it very rarely, if ever, happens, that a copper ore is sufficiently pure to require no third process. The less admixtures the alloy contains, the less brittle and the more ductile it is. Nickel particularly tends to harden it.

To remove the foreign metals, the button is put in a piece of paper, with sufficient borax to cover it, (one-fourth to one-third part by weight, rather more than less,) and if no lead occur in the ore, with about from five to ten per-cent. of that metal, which amount, however, should increase up to forty, or even more, if there are many impurities in the alloy. Even if this be not the case, it is always safer, and can never produce any bad effect, to add much.

A crucible of the kind illustrated in fig. 3,

Plate II., should be brought to a bright white-heat in the muffle. Coals may be placed round to increase the temperature, which should be so great, that the copper, on being introduced, wrapped in paper with borax and lead, may melt in a few minutes.

As long as the tongs held over the button are reflected, or rainbow colours are yet seen to flicker over its surface, lead is still present. As with silver and gold, too great heat ought not to be employed. When the lead has left, we immediately take out the crucible, and immerse it in water, to prevent any copper from oxidating unnecessarily. The button of pure copper is then broken out and weighed. A slight loss cannot be prevented, as it is impossible to prevent some oxide of copper from being formed, and we must therefore grant a larger percentage than the assay would direct.

At least two assays should be made at once, to compare the results, and take the average.

XIV.

Assay of Copper Ores—English Method.

AT the copper mines in Cornwall, a mode of assaying is employed, which in several of its minutiae differs considerably from the one just described. It should be remarked that this method is, properly speaking, only applicable to sulphurets, as all copper contained in the ore as a pure oxide, or combined with an acid, will pass over into the slag during the reduction process; and that therefore if these latter are present, some means should be employed, as shall be shown hereafter, to extract them from the slags, when the other parts of the assay are concluded.

The ore, being a sulphuret, should be roasted as directed in the foregoing German or Hungarian method, after which it

is mixed with from one to one and a half parts of pounded glass, which should, however, contain no lead or arsenic, from twenty-five to fifty per-cent. of saltpetre, and fifty per-cent. of borax. Together with these, it is exposed to a strong melting heat in a clay crucible. On cooling, the button is removed, as is the case in the other mode of procedure, more common on the continent of Europe.

Having thus reduced the copper, it is necessary to purify it, as was also done in the other assay. I must observe, however, that this part of the Cornwall process, again, can only be applied where very little lead is contained in the copper ore.

For this purpose, some *white flux* should be prepared, which is done by igniting together equal parts of saltpetre and tartar. Being as susceptible to the effects of atmospheric moisture as black flux, it requires the same precaution as regards its preservation.

The button of copper alloy is then hammered out flat, to a sheet as thin as it will allow of, without breaking. It is then exposed in a crucible, (fig. 3,) already red-hot, and, as soon as it melts, covered with white flux. Some table-salt, from which the water of crystallization has been removed by heat, is frequently added to give a covering and protect the copper from too immediate contact with the atmosphere, which, together with the heat, would unavoidably create a free oxidation. A considerable ebullition is produced, on the subsiding of which, and when therefore the mass flows quietly, the contents of the crucible are poured into an iron mould, (fig. 6, Plate II.,) greased over beforehand, from which the mass should be removed with a pair of tongs, as soon as sufficiently consolidated, to be dipped in water, which enables us to separate the slag from the copper with greater ease. The purity of the latter is known by its malleability, and by its

not cracking much at the margin, when stretched on the anvil under the blows of a hammer. Should this test prove its yet uncleansed state, it ought again to be submitted to the operation just concluded. Sometimes it is necessary to repeat this several times.

It has already been mentioned, that, particularly when not all the copper in an ore is contained in the shape of a sulphuret, it is impossible to prevent some of this metal from escaping into the slag; and therefore, to diminish this loss as much as possible, English assayers collect the slags, both of the reducing and of the purifying processes, and, pounding them up together, mix them with an equal quantity of tartar and some powdered coke.

This mixture is then melted in a Hessian crucible, after being covered over with common salt. The little button produced in this way is of course impure, and requires the same treatment as the larger one, origi

nally procured. This second button is weighed together with the large one, and the result will give very accurately the per-centage of copper in the ore.

XV.

Assay of Lead Ores by Heat.

THERE is no way of assaying lead ores by heat which gives the full amount of the metal, as it is so easily oxidized by a high temperature. Generally, the loss varies from one-sixth to one-twelfth, or yet more commonly is about a tenth; and for this reason, the result of the assay should afterward be increased by $\frac{1}{10}$, on giving the percentage of lead.

The assay is performed in the crucible, fig. 4, or in the Hessian one. The part of ore used ought to be about two hundred grains, as lead ores (galena, a sulphuret of lead is the most common) are very heavy, and therefore are comparatively small in bulk. Three parts, or here six hundred grains, of black flux are mixed up with the

powdered ore.

A little piece of very thick wire, or of a round iron bar, weighing from thirty to forty per-cent. of the weight of the lead ore, is placed on the top, in the crucible.

We then expose the whole to a strong, steady red-heat, for about an hour, in the bellows furnace, fig. 6, Plate I. This is effected by first placing the crucible on the brick, and then making a layer of cold burnt coals, as high as the brick. On this come the live coals, and on them the unburnt ones up to the top of the furnace. When burnt down, we take out the crucibles, and thus obtain a button of pure lead and some slag, besides a remaining portion of the iron.

The latter should be added in excess, to insure the entire absorption of the sulphur. Galena contains, in hundred parts, 13.45 parts of sulphur to 86.55 of lead, which would require 22.67 parts of metallic iron to form sulphuret of iron, consisting of 37.23

parts of sulphur to 62.77 of iron. If, therefore, two hundred grains of the ore are used, the iron should weigh from 60 to 100 grains. Filings ought never to be used, as they are always covered, to a smaller or greater amount, with oxide. Besides, it is very difficult to get them as free from impurities as wire. Weighed pieces of the latter should be kept in some vial or box for this purpose.

XVI.

Assay of Lead Ores by a Wet Process.

THIS method will be found much the more accurate of the two, although it may not often happen that a practical assayer has sufficient time for this proceeding. (See Woebler's Anal. Chem.)

The ore (galena) should be powdered much finer even than in the assay by heat, after which it is moistened with fuming nitric acid, and digested in the sand-bath, by which process it is entirely changed from the sulphuret to the sulphate of lead.

If the mass be diluted with water and filtered, the merest traces only of lead can be found in the solution,—quantities too small to deserve any farther attention. If the ore contain copper, iron, or silver, they will be contained in this filtered solution;

the first are then discovered by ammonia, the latter by muriatic acid.

Should fuming nitric acid not be at hand, and if therefore a weaker kind is used, a mixture of sulphate of lead and sulphur is produced, together with a solution of nitrate of lead. From this latter the metal should be precipitated with sulphuric acid. By heating the dried residue,—after filtering and washing, by pouring water over it while yet on the filter,—sulphur is evaporated and sulphate of lead is retained.

In both cases, the lead produced is a sulphate, and in this shape it should be weighed, and from the result the amount of the former alone may be easily calculated, as will be seen from the sequel.

Sulphate of lead consists, in 100 parts by weight, of

Oxide of lead .	73.56
Sulphuric acid .	26.44
	100.00

and the oxide of lead, again, of

Lead	92.83
Oxygen	7.17

Hence we say, if 100 parts of oxide of lead contain 92.83 of pure lead, then 73.56 of pure lead contain 68.285748 parts; or, in other words, sulphate of lead consists of

Lead	68.285748
Oxygen	5.274252
Sulphuric acid .	26.440000
	<hr/>
	100.000000

For this assay about twenty grains only need be taken. A smaller amount might make us incapable of finding the real quantity of lead, while a larger one would only give us unnecessary trouble.

XVII.

Assay of Iron Ores by Heat.

ONE part of the ore, about a hundred grains, thoroughly pulverized, is mixed with from thirty to a hundred grains of calcined borax. The quantity of the latter varies according to the purity of the mineral, and increases when it contains many foreign admixtures.

If the ore contains sulphur, it ought first to be roasted, as was the case with the assays of other metals already described.

A Hessian crucible is then prepared with coal, as already directed in the description of those vessels under the head of *Utensils and Implements*. Into the hollow in the centre, the mixture of ore and borax is poured, and on that some charcoal powder; after which the cavity is entirely covered

with a piece of charcoal. The crucible is then closed, the number of the assay being marked on the inner surface of the cover. This is then fastened down air-tight with some putty.

The iron ore, after these preliminary arrangements, is to be submitted to a reduction process in the furnace, fig. 6, Plate I., which lasts about three-quarters of an hour.

At the extensive iron-works on the Hartz Mountains in the interior of Germany, a very simple apparatus is used instead of the other furnace, of which, on account of its portability, I here give a description. It consists simply of an open cast-iron pot or jar, measuring about a foot across, and one and a half in height, and having a plate of sheet-iron, perforated with many little holes an inch in diameter, instead of a grate. This leaves a vacant space of about two inches below, to receive the ashes. The latter partition has two open

ings; one, the door to take out these cinders—the other, to introduce the end of the bellows. Above the iron plate, on which the crucibles are directly placed, without any brick, a coating of fire-clay, an inch thick, extends to the mouth of the jar.

The latter is furthermore supplied with three or four short legs, and a handle on each side.

In this furnace the process lasts about an hour and a quarter.

In both cases, the button produced contains exactly the same impurities, carbon, earths, acids, or other metals, as pig-iron would, if procured from the same ore, and therefore this assay is only to be used for furnaces. For these it entirely suffices; but to ascertain the true amount of pure iron, the wet analysis should be resorted to, the same as with other ores; and it is for this that I shall give directions in the next chapter how to discover or calculate the real per-centage of the pure metal, or to

assay the pig-iron produced in the process by heat.

It may not be uninteresting to many, who may honour these pages with their perusal, to become acquainted with a method for obtaining chemically pure iron, as given by Karsten in his famous and voluminous works on this metal. It is described in vol. i., pages 167, 168. He says, to procure chemically pure iron, take the best bar-iron of commerce, e. g. Swedish iron in the shape of small wire; cut it up in short pieces, and then mixing it with about a fourth part by weight of oxide of the same metal, melt it in a Hessian crucible. To cover it, use a compound flux, consisting of pure quartz, pure lime, and equally pure carbonate of potash, in proportions capable of furnishing a glass or slag, not flowing too easily, but of rather a tough consistency.

For the manufacture of an oxide of iron, free from all admixtures of foreign metals,

it is best to use small clean wire, oxidizing it by vapours of water.

The button thus produced has a remarkably white colour, a strong metallic lustre, and is more ductile than the best varieties of soft bar-iron. Particularly characteristic, however, is its great specific gravity, amounting to 7.9654, while that of wrought-iron is 7.6 to 7.9, and of cast-iron only from 7.0 to 7.5. The only impurity this metal may be discovered to possess occurs as slight traces of silicium, and therefore it may be considered to be as pure as it possibly can be made, even by a process conducted only upon the rules and principles of wet analysis, and thus in this shape it is utterly unknown to the mere practical metallurgist or smelter.

XVIII.

Fuchs's Process for Iron Ores and Iron.

THIS method, though remarkable for its simplicity, is a very sure one, not only to ascertain the quantity of iron in an ore, but to acquaint us with the peculiar degree of oxidation in which it exists, and also the amount of each oxide, which it is often not only very interesting, but useful to know. Many ores, particularly the magnetic ones, contain both the peroxide and the protoxide, and the only ones to which this process cannot be applied are those containing arsenious acid, not a very common ingredient.

The process discovered or invented by Fuchs is founded on the fact, that chemically pure muriatic acid, when atmospheric air is excluded, is incapable of dissolving any

copper; but that, when peroxide of iron is contained in it, a corresponding quantity of that metal becomes soluble, a muriate or chloride of iron and chloride of copper being thus formed.

The ore is dissolved in muriatic acid, and, if necessary, filtered. A small round-bottomed vial should be used. Into the solution a clean weighed strip of copper is placed, and the vessel corked, and covered with a piece of bladder, tied down round the neck until we are ready to boil it. This is best done in a water-bath, and should last until no more copper is received by the acid. The former is then taken out, well washed in water, dried with a towel, and immediately weighed.

The difference in the weight of the copper is all that is required to ascertain the amount of peroxide of iron in the ore, for we need only multiply this by the equivalent of peroxide of iron, which Fuchs takes to be 40, and divide the product by

31.7, the equivalent of copper. The quotient gives the quantity of peroxide contained in the solution or ore.

To know the whole amount of iron in it, we need only weigh off another part, (10—15 grs.,) dissolve it in muriatic acid, and then digest with chlorate of potash, to transform the protoxide into peroxide, after which, copper will decompose the whole. Instead of 40, the equivalent of peroxide of iron, we insert 28, the equivalent of the pure metal, into our calculations. By subtracting the amount of the peroxide from the last result, the amount of the protoxide is found.

The presence of alumina, silica, &c. has no effect on this assay, though the existence of copper in it would represent the ore as poorer than it really is. The latter, however, rarely occurs in common iron or its ores except in mere traces, and, as such, it produces no material difference.

XIX.

Assay of Quicksilver Ores.

THIS metal is one of those which sometimes occur in the virgin state, though by far the most common shape in which it presents itself is the bisulphuret, commonly termed cinnabar, which in its perfectly pure state consists of:—

Mercury	86.287
Sulphur	13.713
	<hr/>
	100.000

Its formula being Hg S. A specimen from Japan, analyzed by Klaproth, gave:—

Mercury	84.50
Sulphur	14.75
	<hr/>
	99.25

Which, though it must have contained

0.75 of other ingredients not mentioned in the analysis, shows that it possessed as much as, according to the above-calculated composition, it could be expected to contain.

It is not the place here to give the analyses of other casual occurrences of this metal, such as perhaps are only to be found in the cabinet of the mineralogist; and I shall therefore proceed to describe the manner in which the assays of mercurial ores are performed.

In all cases the mercury is procured by simple distillation, for which purpose, where not originally uncombined, it is necessary first to disengage it.

In distilling quicksilver, an iron retort covered outside with a coating of clay is commonly used. The neck should be so contrived that it can be unscrewed, to facilitate cleaning the interior. Retorts or tubes of clay, glazed externally, are also applicable, and are preferred by some; but

those of iron are safer, inasmuch as the vapors of mercury cannot possibly penetrate and escape through them.

To produce the necessary heat, which should not exceed a mild red, any convenient furnace, such as the one described on page 104, will answer.

Any tumbler or beaker-glass containing cold water may be employed as a condenser. It must, however, be remarked here that the mouth of the retort ought not to be inserted into the water, because in that case, on cooling, the water would rise up into it. To avoid this, and yet to prevent the escape of the mercurial vapors, a wet wrapper of paper or linen is bound round the neck of the retort, protruding sufficiently to permit of the other end being completely immersed in the water. Some assayers employ a little bag tightly attached to the retort.

The fluxes used are various, and, according to their efficiency, may be enumerated thus, the first being the best:—

Black flux, from one-half to full weight of ore.
Carbonate of soda or of potash, one-half " "
Iron filings, from a quarter to a half " "
Carbonate of lime, one-half to full " "
With charcoal powder, one-tenth to one-eighth "

The black flux produces with cinnabar, besides liberating the mercury, sulphuret of potassium, while sulphates of soda and of potash are formed from the carbonates. The iron filings simply cause the formation of protosulphuret of iron, while the quicksilver is disengaged. The alkaline fluxes are chiefly used with the iron retorts. If the quicksilver is known to exist only in its virgin uncombined state, no flux is required, and we may immediately proceed to distil it over.

It has been remarked above that the heat employed during the assay should not exceed a moderate red. This point is of great consequence with cinnabar, because this sulphuret is capable of being sublimated in its undecomposed state, if the heat is increased beyond that temperature. If the

ore contain chloride or bromide of mercury, these, too, will pass over; and, to avoid this, the ore, if their presence is suspected, must first be mixed with soda. To render the mixing more intimate, a little water is employed, which must, however, be removed before placing the ore in the retort. It is also advisable to apply the heat gradually, and, when retorts are used, to be particular that they are everywhere heated equally, as otherwise quicksilver might be condensed in the interior of the retort. When it has been ascertained that drops of quicksilver are no longer leaving the retort or tube, and therefore that the process is about being completed, it is advisable to fire up a little before removing the receiving vessel, so that particles of the metal condensed in the neck of the retort or in the tube may be forced out, though, to insure this still more, it is necessary to brush out the neck of the vessel with a little brush or feather.

The quicksilver which has collected in

the condensing vessel is frequently indisposed to join and form a connected mass; but this is easily brought about by boiling it in water. Adhering moisture remaining when the water is decanted should be removed with blotting-paper.

From one-half to three pounds of the ore are commonly employed for the assay, decreasing in quantity as the value of the ore increases.

Perfect accuracy can never be attained in the assay of quicksilver ores by heat, neither as regards the perfect chemical purity nor the full amount of the metal produced; but, as the loss and impurity are yet greater with quicksilver produced on a large scale, this method of treating the ore will be sufficient for technical purposes.

Berthier, in the *Annales des Mines*, iv. série, t. iii. p. 820, suggests that when the ore is a very poor one, and when therefore the large amount it would be necessary to use might be the cause of considerable in-

convenience in the assay, the following preparatory process be resorted to. The ore should be digested with aqua regia, the supernatant liquid decanted or filtered off, the residue thoroughly washed with water, and the acid solution, together with the washings, evaporated to dryness. All the quicksilver in the shape of chloride is then contained in the last-dried residue, and can be further treated in the dry way, only that, as above remarked, it is always necessary carefully to mix with soda, when chloride of quicksilver is present.

Before closing this chapter it will be well to describe the treatment necessary when a quicksilver ore contains arsenic. I shall literally translate the remarks of Bodeman in the work quoted in the preface. He says:—

“An ore from Huanca-Vélica, in Peru, containing arsenic (red sulphuret of arsenic, &c.) and cinnabar, having been submitted to Berthier's inspection, he, after various

useless experiments, discovered the following process to be the most adequate for determining the mercury in it.

“The ore is mixed with four or five times its weight of litharge, and then heated in a retort. A flowing, slag-like mass is formed by the litharge, sulphuret of arsenic, &c., while the cinnabar is decomposed into sulphurous acid and metallic mercury. The quicksilver is completely volatilized by a moderate heat, and collected in the condensing apparatus and the farther portion of the neck of the retort. The only precaution necessary during the operation consists in gradually and but moderately heating the clay or glass retort, to prevent its being perforated by the effects of the litharge before the process is concluded.”

XX.

Assay of Sulphurets in Ores.

It is often very necessary to know the quantity of sulphurets contained in ores, to be able to arrange accordingly the processes of smelting them.

To one part of ore, 50 to 100 grains, one part of powdered glass and two of borax are required.

The borax is first mixed with the ore, and when placed in the Hessian crucible, or in the lead and copper one, fig. 4, Plate II., both are covered with the glass. The crucible is then exposed to a bright red-heat, as with copper and lead, and on cooling the button is broken out, which may contain in the shape of sulphurets, copper, lead, iron,

the minerals of these rocks in the area, and
it may then be examined for these metals
by the methods already given in their respective
cases.

XXI.

*Mode of testing the Calorific Power of Coals
and other Fuels.**

It must not be supposed that the amount of heat which a fuel is capable of producing is entirely dependent on its chemical composition.

Different means have been adopted to determine the efficacy of coal as a fuel. Thus, Despretz has made experiments of this kind by discovering the amount of water which a certain quantity of coal will elevate in temperature one degree of the centigrade thermometer. The varying temperature of the water, however, must ever prevent an accurate result. Rumford has proposed to determine the same by the

* Karsten's *Eisenhüttenkunde*, vol. ii., p. 219, § 476.

direct use of a thermometer in a closed vessel. Berthier has, however, proposed one that seems equally simple, and serviceable for all practical purposes.

According to his proposition, one gramme of the coal (or other fuel; for it is applicable to all) should be thoroughly pulverized. All coals are readily reduced to such a state. Wood should be used as shavings, or rasped. The powdered substance is then mixed with some litharge, but more than it is capable of reducing,—not less than twenty times its own weight nor more than forty. The quality of the fuel will enable the assayer, after a little practice, to determine *à priori* with considerable accuracy what will be the requisite quantity. The mixture is placed in a clay crucible (Plate II., fig. 4 or 5) and carefully covered with about twenty to thirty grammes of litharge. The crucible must not be filled over one-half. This is then placed in a heated muffle and covered. The heat should not be too

severe and rapid. The contents will boil up. When the melting has thoroughly taken place, strong heat should be applied for ten minutes, so that the button may collect. The crucible is then taken out and cooled slowly, then broken, and the button extracted and weighed.

This process rests upon the fact that the carbon will reduce the litharge; and having, therefore, assumed one number for the amount of litharge reduced, from which to calculate our experiments, it will be easy to compare the different varieties of fuel. When many experiments of this kind are made, the assayer will do well to establish a certain number as the basis. This will vary according to the general character of his coals. This number it will be well to assume as low as possible, to avoid the inconvenience of fractions. He would therefore adopt a very inferior variety of coal as the one with which to compare the others in the following manner, though

be it remembered I am not now giving results of assays, but only imaginary examples.

1 part bone-coal	reduced	10.00	parts	by	weight	of	litha: ge
" rough bituminous "		12.50	"	"	"	"	"
" good bituminous "		20.00	"	"	"	"	"
" anthracite		25.00	"	"	"	"	"

Table of Analyses of different Clays, from which the most approved Crucibles are made.

Locality, and name of analyzer.	Silica.	Alumina.	Magnesia.	Lime.	Perox. of Iron.	Water and Bitumen.	Carbon.	Sp. Gr.	To what use applied.
1. From Stourbridge, England, by Berthier.	68.7	20.7	—	—	4.0	10.8	—	98.7	The two first clays, 1 to 3 inclusive, are used chiefly for crucibles in the manufacture of steel in England.
2. Same place by Le Play.	46.1	88.8	—	—	—	12.8	1.5	99.2	
3. From Stannington, England, by Le Play.	42.0	40.9	0.1	1.8	Trace	14.7	—	99.0	
4. From Almerode, Hesia, by Berthier.	46.5	84.9	—	—	3.0	15.2	—	99.6	
5. From Passau, by Leshen.	42.4	57.6	—	—	0.7	—	—	100.7	
6. Graphite from same place, by Berthier.	41.2	14.7	1.0	—	8.2	1.0	38.9	100.0	

Table showing, in Degrees of the Centigrade and Fahrenheit Thermometers, the Amount of Heat necessary to melt various Substances.

	Centigrade.	Fahrenheit.
Platina	2500	4532
Bar Iron	1500-1600	2732-3012
Steel	1300-1400	2372-2552
Cast iron, gray.....	1200	2192
Do. white.....	1050	1922
Gold.....	1100-1250	2012-2282
Silver.....	1000	1832
Bronze.....	900	1652
Antimony.....	450	842
Zinc.....	360	680
Lead.....	330	658
Bismuth.....	260	490
Tin.....	230	446
Alloys of Tin, Lead, and Bismuth.		
(in parts.) (in parts.) (in parts.)		
1 3 -	289	554
1 1 -	241	464
3 - 1	200	392
3 1 -	186	365
2 - 1	167.7	333.5
1 - 1	142.2	283.8
4 1 5	188.9	246.2
3 2 5	100	212
3 5 8	100	212
1 1 4	94	203
Sulphur.....	109	230
Mercury.....	39	38.2

*Table of Troy Weights used with Gold, and Silver, and
Platina.*

24 grains (gr.)	make 1 pennyweight (dwt.)		
20 pennyweights	— 1 ounce (oz.)		
12 ounces	— 1 pound (lb.)		
lb.	oz.	dwt.	gr.
1	= 12	= 240	= 5760
	1	= 20	= 480
		1	= 24

The value of gold is given in carats fine, 24 c. f. being pure.

One pound of gold 24 carats fine contains 5760 grs. of pure gold, as gold of that number of carats fine is unalloyed.

One pound of gold 23 carats fine contains 5520 grs., and so on, and one oz. of gold 20 c. f. has 400 grs.

one dwt. of gold 15 c. f. has 15 grs.

These are given as examples of the manner in which the amount of the pure metal ought to be calculated.

Table of Avoirdupois Weights used with other Metals.

(Tun.) T.	(Hundredweight) cwt.	(Quarter) qr.	(Pound) lb.	(Ounce) oz.	(Dram) dr.
1	= 20	= 80	= 2240	= 35840	= 573440
	1	= 4	= 112	= 1792	= 28672
		1	= 28	= 448	= 7168
			1	= 16	= 256
				1	= 16

A Table of Comparison of Twelve different National

Found Avoirdupois.	Austrian Found.	Bavarian Found.	Saxon (or Soll.) Found.	Wurtemberg Found.	Old Cologne Mark.
1	0.80998 9.90847	0.81000 9.90848	0.90720 9.95770	0.96979 9.98668	1.94001 0.28780
1.23460 0.09158	1	1.00002 0.00001	1.12002 0.04923	1.19730 0.07820	2.39514 0.37933
1.23457 0.09152	0.99998 9.99999	1	1.12000 0.04922	1.19728 0.07819	2.39508 0.37932
1.10230 0.04230	0.89284 9.95077	0.89286 9.95078	1	1.06900 0.02898	2.18847 0.38010
1.08115 0.01832	0.83521 9.92180	0.83523 9.92181	0.93546 9.97102	1	2.00044 0.80113
0.51546 9.71220	0.41751 9.62067	0.41752 9.62068	0.46762 9.66990	0.49989 9.69887	1
1.10078 0.04170	0.89160 9.95017	0.89162 9.95618	0.99862 9.99940	1.06752 0.02838	2.13551 0.32950
0.93770 9.97206	0.75952 9.88054	0.75953 9.88055	0.85068 9.92977	0.90937 9.95874	1.81915 0.25987
1.07916 0.08309	0.87410 9.94156	0.87412 9.94157	0.97901 9.99079	1.04656 0.01976	2.09359 0.32089
2.20460 0.84333	1.78568 0.25180	1.78571 0.25181	2.00000 0.30103	2.18800 0.33001	4.27698 0.63113
0.90288 9.95560	0.73127 9.86408	0.73129 9.86409	0.81904 9.91331	0.87555 9.94228	1.75149 0.24341
1.08111 0.01831	0.83518 9.92178	0.83520 9.92179	0.98542 9.97101	0.99996 9.99998	2.00037 0.80111

*Weights, with the Logarithms under each Number.**

Danish and Norwegian Pound.	Swedish Pound.	Old French Pound, (poids du marc.)	French Kilogramme.	Russian Pound. (pud.)	Prussian Pound.
0.90845 9.95830	1.06644 0.02793	0.92664 0.96691	0.45860 9.65667	1.10763 0.04440	0.96982 9.98669
1.12157 0.04983	1.81662 0.11946	1.14404 0.05844	0.56001 9.74820	1.86748 0.13592	1.19735 0.07822
1.12155 0.04982	1.81660 0.11945	1.14401 0.05843	9.56000 9.74819	1.86746 0.13591	1.19732 0.07821
1.00188 0.00060	1.17553 0.07023	1.02144 0.00921	0.50000 9.69897	1.22094 0.08669	1.06904 0.02899
0.98675 9.97162	1.09966 0.04126	0.95551 9.98024	0.46773 9.66999	1.14214 0.05772	1.00004 0.00002
0.46827 9.67050	0.54971 9.74018	0.47765 9.67911	0.23381 9.36887	0.57094 9.75659	0.49991 9.69889
1	1.17391 0.06963	1.02003 0.00861	0.49931 9.69837	1.21925 0.08609	1.06756 0.02839
0.85186 9.93037	1	0.86892 9.93893	0.42534 9.62874	1.03863 0.01646	0.90941 9.95876
0.98037 9.99139	1.15086 0.06102	1	0.48951 9.68976	1.19532 0.07748	1.04660 0.01978
2.00277 0.30163	2.85106 0.87126	2.04288 0.31034	1	2.44188 0.38772	2.13807 0.33002
0.8017 9.91891	0.96281 9.98354	0.83660 9.92252	0.40952 9.61228	1	9.87558 9.94230
0.93672 9.97161	1.09962 0.04124	0.95548 9.98022	0.46771 9.66998	1.14210 0.05770	1

* Taken from Weisbach's Ingenieur.

INDEX.

	PAGE
AGATE mortar.....	40
Agricola.....	15
Alloys, of gold, &c.....	71
—— of silver, &c.....	68
Antimony in copper.....	90
Aqua regia.....	66
Arsenic in copper.....	90
Arsenious acid.....	84
Balance.....	28
Bellows furnace.....	23
Besanite.....	71
Berthier.....	7
Berzelius.....	7
Bismuth in copper.....	90
Black flux.....	86
Blowpipe.....	6
Bodeman.....	8
Borax.....	40
Carats fine.....	72
Clausthal assay office.....	25
Coal.....	121
Cobalt in copper.....	90
Coins.....	68 to 76
Coins, table of.....	75
Cooling pan.....	35, 45, 94
Copperas.....	67
Copper ores.....	85 to 96

	PAGE
Cromsted	7
Crucibles.....	80
Cupellation	89
Cupels	80 to 85
D'Arcet.....	69, 73
D'Arcet's table.....	74
English method for copper.....	92
Erker's table.....	69
Freiberg.....	28
Fritsche	8
Gahn.....	7
Gay-Lussac's process.....	54
German and Hungarian silver assay.....	85
Gold and Quartz.....	77
Gold coins.....	71
Gold ores, by amalgamation.....	61
——— by heat	56
——— by washing.....	63
——— by wet process	66
Graphite.....	85
Hartz iron furnace.....	104
Hessian crucible.....	88
Implements and utensils.....	17
Inquartation silver	57, 82
Introduction.....	18
Iron muffle	27
Iron ores, Fuchs's process.....	108
——— by heat.....	108
Iron vitriol	67
Lead in copper.....	90
Lead ores, by heat.....	97
——— by wet process.....	100
Lime in silver ores	48
Litharge.....	69
Luhme & Co.....	27, 28
Mercury, assay of.....	111
Mortar, iron.....	89

	PAGE
Movable furnace.....	26
Muffle.....	17
Muffle furnace.....	17
Nickel in copper.....	90
Oxide of antimony.....	87
Parisian mint.....	50
Peroxide and protoxide of iron.....	108
Platinum.....	80
Platner.....	7, 23
Pure iron.....	106
Pure lead.....	40
Pure silver.....	57
Pyrites, iron, in gold.....	65
Quartation.....	58
Quicksilver, how cleansed	61
— assay of.....	111
Silberblick.....	46
Silver coins.....	68
Silver ores.....	39
Sulphur.....	82
Sulphurets, assay of.....	119
Table of analysis of different clays.....	125
Table of loss.....	52
Table of melting temperature of different metals.....	126
Table of national weights.....	127
Table of Troy weights.....	128
Tin in copper.....	90
Tin in silver.....	48
To find the proportion of gold in gold and quartz....	77
Tongs.....	86 to 88
Touchstone.....	71
Ventilation of furnace.....	24
Washing gold.....	68
White flux.....	98
Zinc in silver ores.....	43

THE END.

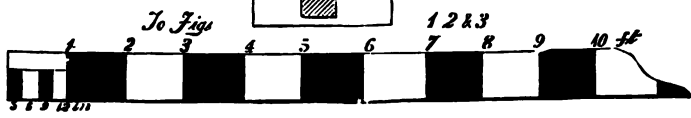
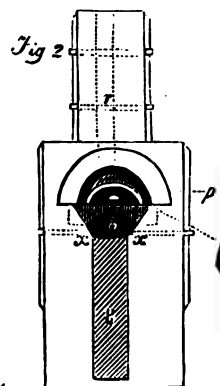
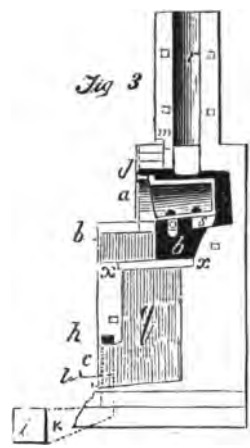
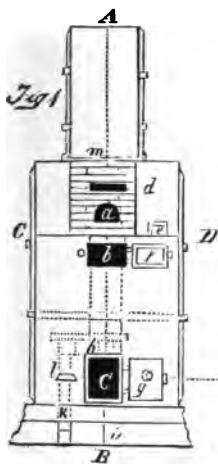



Plate I.—Part I.



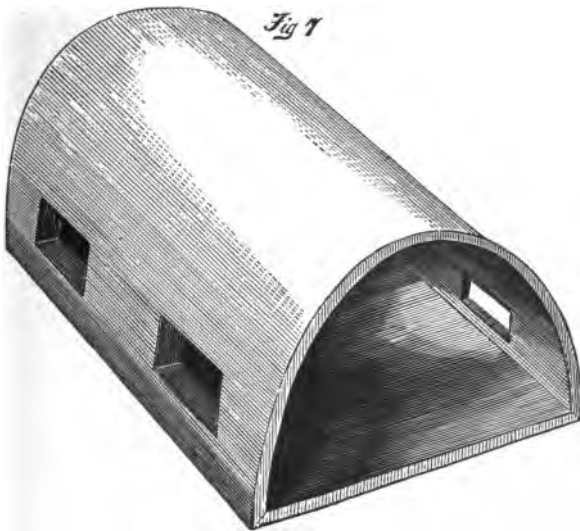
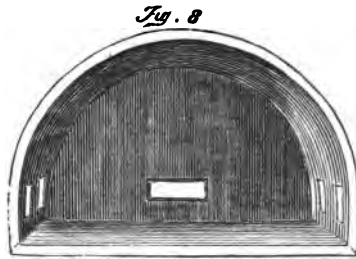
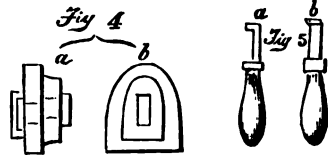
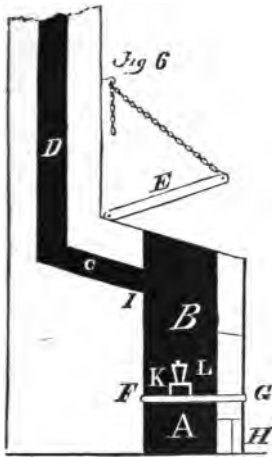



Plate I.—Part II.



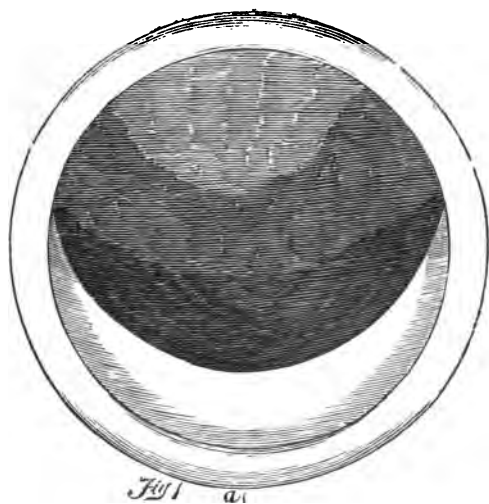
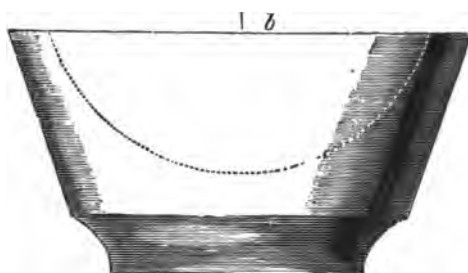


Fig 1 a.



b

Fig 2





Plate II.—Part I.



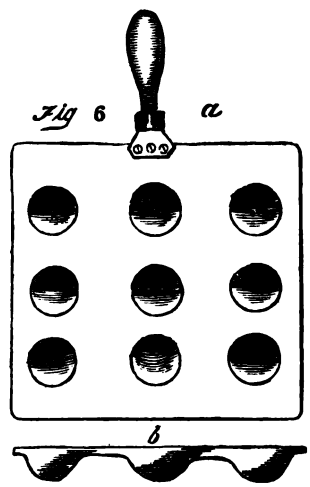
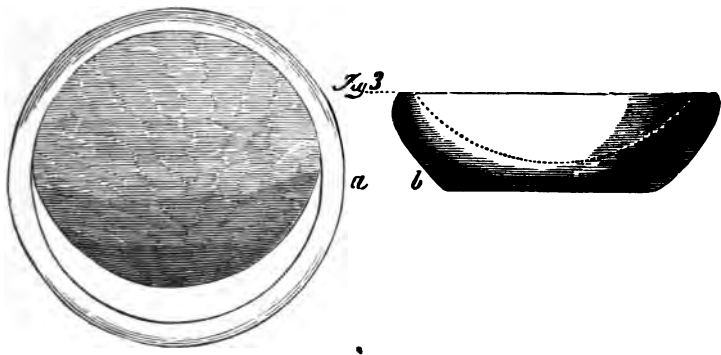


Plate II.—Part II.







Plate II.—Part III.



Founded by Mathew Carey, 1785.


CATALOGUE
OF
PRACTICAL AND SCIENTIFIC BOOKS


PUBLISHED BY


HENRY CAREY BAIRD & CO.,

INDUSTRIAL PUBLISHERS, BOOKSELLERS, AND IMPORTERS,

810 WALNUT STREET,
PHILADELPHIA.

 Any of the Books comprised in this Catalogue will be sent free of postage at the printed prices to any address in the World.

 A Descriptive Catalogue, 96 pages, 8vo., and our other Catalogues, the whole covering all of the branches of Science Applied to the Arts, sent free and free of postage to any one in any part of the world, who will furnish us with his address.

 Where not otherwise stated, all of the Books in this Catalogue are bound in muslin.

CATALOGUE
OF
Practical and Scientific Books
PUBLISHED BY
HENRY CAREY BAIRD & CO.

INDUSTRIAL PUBLISHERS, BOOKSELLERS AND IMPORTERS,
810 Walnut Street, Philadelphia.

- ✎ Any of the Books comprised in this Catalogue will be sent by mail, free of postage, to any address in the world, at the publication prices.
- ✎ A Descriptive Catalogue, 96 pages, 8vo., will be sent free and free of postage, to any one in any part of the world, who will furnish his address.
- ✎ Where not otherwise stated, all of the Books in this Catalogue are bound in muslin.

AMATEUR MECHANICS' WORKSHOP:

A treatise containing plain and concise directions for the manipulation of Wood and Metals, including Casting, Forging, Brazing, Soldering and Carpentry. By the author of the "Lathe and Its Uses." Third edition. Illustrated. 8vo. \$3.00

ANDRES.—A Practical Treatise on the Fabrication of Volatile and Fat Varnishes, Lacquers, Siccatives and Sealing Waxes.

From the German of ERWIN ANDRES, Manufacturer of Varnishes and Lacquers. With additions on the Manufacture and Application of Varnishes, Stains for Wood, Horn, Ivory, Bone and Leather. From the German of DR. EMIL WINCKLER and LOUIS E. ANDES. The whole translated and edited by WILLIAM T. BRANNT. With 11 illustrations. 12mo. \$2.50

ARLOT.—A Complete Guide for Coach Painters:

Translated from the French of M. ARLOT, Coach Painter; for eleven years Foreman of Painting to M. Eherler, Coach Maker, Paris. By A. A. FESQUET, Chemist and Engineer. To which is added an Appendix, containing Information respecting the Materials and the Practice of Coach and Car Painting and Varnishing in the United States and Great Britain. 12mo. \$1.25

ARMENGAUD, AMOROUX, AND JOHNSON.—The Practical Draughtsman's Book of Industrial Design, and Machinist's and Engineer's Drawing Companion :

Forming a Complete Course of Mechanical Engineering and Architectural Drawing. From the French of M. Armengaud the elder, Prof. of Design in the Conservatoire of Arts and Industry, Paris, and MM. Armengaud the younger, and Amoroux, Civil Engineers. Rewritten and arranged with additional matter and plates, selections from and examples of the most useful and generally employed mechanism of the day. By WILLIAM JOHNSON, Assoc. Inst. C. E. Illustrated by fifty folio steel plates, and fifty wood-cuts. A new edition, 4to., half morocco \$10.00

ARMSTRONG.—The Construction and Management of Steam Boilers :

By R. ARMSTRONG, C. E. With an Appendix by ROBERT MALLET, C. E., F. R. S. Seventh Edition. Illustrated. 1 vol. 12mo. 75

ARROWSMITH.—Paper-Hanger's Companion :

A Treatise in which the Practical Operations of the Trade are Systematically laid down : with Copious Directions Preparatory to Papering ; Preventives against the Effect of Damp on Walls ; the various Cements and Pastes Adapted to the Several Purposes of the Trade ; Observations and Directions for the Panelling and Ornamenting of Rooms, etc. By JAMES ARROWSMITH. 12mo., cloth \$1.25

ASHTON.—The Theory and Practice of the Art of Designing Fancy Cotton and Woollen Cloths from Sample :

Giving full instructions for reducing drafts, as well as the methods of spooling and making out harness for cross drafts and finding any required reed ; with calculations and tables of yarn. By FREDERIC T. ASHTON, Designer, West Pittsfield, Mass. With fifty-two illustrations. One vol. folio \$10.00

AUERBACH—CROOKES.—Anthracen :

Its Constitution, Properties, Manufacture and Derivatives, including Artificial Alizarin, Anthrapurpurin, etc., with their applications in Dyeing and Printing. By G. AUERBACH. Translated and edited from the revised manuscript of the Author, by WM. CROOKES, F. R. S., Vice-President of the Chemical Society. 8vo.

BAIRD.—Miscellaneous Papers on Economic Questions. By Henry Carey Baird. (*In preparation.*)

BAIRD.—The American Cotton Spinner, and Manager's and Carder's Guide :

A Practical Treatise on Cotton Spinning ; giving the Dimensions and Speed of Machinery, Draught and Twist Calculations, etc. ; with notices of recent Improvements : together with Rules and Examples for making changes in the sizes and numbers of Roving and Yarn. Compiled from the papers of the late ROBERT H. BAIRD. 12mo. \$1.50

- BAIRD.—Standard Wages Computing Tables :**
 An Improvement in all former Methods of Computation, so arranged that wages for days, hours, or fractions of hours, at a specified rate per day or hour, may be ascertained at a glance. By T. SPANGLER BAIRD. Oblong folio \$5.00
- BAKER.—Long-Span Railway Bridges :**
 Comprising Investigations of the Comparative Theoretical and Practical Advantages of the various Adopted or Proposed Type Systems of Construction; with numerous Formulæ and Tables. By B. BAKER. 12mo. \$1.50
- BAKER.—The Mathematical Theory of the Steam-Engine :**
 With Rules at length, and Examples worked out for the use of Practical Men. By T. BAKER, C. E., with numerous Diagrams. Sixth Edition, Revised by Prof. J. R. YOUNG. 12mo. 75
- BARLOW.—The History and Principles of Weaving, by Hand and by Power :**
 Reprinted, with Considerable Additions, from "Engineering," with a chapter on Lace-making Machinery, reprinted from the Journal of the "Society of Arts." By ALFRED BARLOW. With several hundred illustrations. 8vo., 443 pages \$10.00
- BARR.—A Practical Treatise on the Combustion of Coal :**
 Including descriptions of various mechanical devices for the Economic Generation of Heat by the Combustion of Fuel, whether solid, liquid or gaseous. 8vo. \$2.50
- BARR.—A Practical Treatise on High Pressure Steam Boilers :**
 Including Results of Recent Experimental Tests of Boiler Materials, together with a Description of Approved Safety Apparatus, Steam Pumps, Injectors and Economizers in actual use. By WM. M. BARR. 204 Illustrations. 8vo. \$3.00
- BAUERMAN.—A Treatise on the Metallurgy of Iron :**
 Containing Outlines of the History of Iron Manufacture, Methods of Assay, and Analysis of Iron Ores, Processes of Manufacture of Iron and Steel, etc., etc. By H. BAUERMAN, F. G. S., Associate of the Royal School of Mines. Fifth Edition, Revised and Enlarged. Illustrated with numerous Wood Engravings from Drawings by J. B. JORDAN. 12mo. \$2.00
- BAYLES.—House Drainage and Water Service :**
 In Cities, Villages and Rural Neighborhoods. With Incidental Consideration of Certain Causes Affecting the Healthfulness of Dwellings. By JAMES C. BAYLES, Editor of "The Iron Age" and "The Metal Worker." With numerous illustrations. 8vo. cloth, \$3.00
- BEANS.—A Treatise on Railway Curves and Location of Railroads :**
 By E. W. BEANS, C. E. Illustrated. 12mo. Tucks \$1.50
- BECKETT.—A Rudimentary Treatise on Clocks, and Watches and Bells :**
 By Sir EDMUND BECKETT, Bart., LL. D., Q. C. F. R. A. S. With numerous illustrations. Seventh Edition, Revised and Enlarged. 12mo. \$2.25

BELL.—Carpentry Made Easy:

Or, The Science and Art of Framing on a New and Improved System. With Specific Instructions for Building Balloon Frames, Barn Frames, Mill Frames, Warehouses, Church Spires, etc. Comprising also a System of Bridge Building, with Bills, Estimates of Cost, and valuable Tables. Illustrated by forty-four plates, comprising nearly 200 figures. By WILLIAM E. BELL, Architect and Practical Builder. 8vo. \$5.00

BEMROSE.—Fret-Cutting and Perforated Carving:

With fifty-three practical illustrations. By W. BEMROSE, JR. 1 vol. quarto \$3.00

BEMROSE.—Manual of Buhl-work and Marquetry:

With Practical Instructions for Learners, and ninety colored designs. By W. BEMROSE, JR. 1 vol. quarto \$3.00

BEMROSE.—Manual of Wood Carving:

With Practical Illustrations for Learners of the Art, and Original and Selected Designs. By WILLIAM BEMROSE, JR. With an Introduction by LLEWELLYN JEWITT, F. S. A., etc. With 128 illustrations, 4to. \$3.00

BILLINGS.—Tobacco:

Its History, Variety, Culture, Manufacture, Commerce, and Various Modes of Use. By E. R. BILLINGS. Illustrated by nearly 200 engravings. 8vo. \$3.00

BIRD.—The American Practical Dyers' Companion:

Comprising a Description of the Principal Dye-Stuffs and Chemicals used in Dyeing, their Natures and Uses; Mordants, and How Made; with the best American, English, French and German processes for Bleaching and Dyeing Silk, Wool, Cotton, Linen, Flannel, Felt, Dress Goods, Mixed and Hosiery Yarns, Feathers, Grass, Felt, Fur, Wool, and Straw Hats, Jute Yarn, Vegetable Ivory, Mats, Skins, Furs, Leather, etc., etc. By Wood, Aniline, and other Processes, together with Remarks on Finishing Agents, and Instructions in the Finishing of Fabrics, Substitutes for Indigo, Water-Proofing of Materials, Tests and Purification of Water, Manufacture of Aniline and other New Dye Wares, Harmonizing Colors, etc., etc.; embracing in all over 800 Receipts for Colors and Shades, accompanied by 170 Dyed Samples of Raw Materials and Fabrics. By F. J. BIRD, Practical Dyer, Author of "The Dyers' Hand-Book." 8vo. \$10.00

BLINN.—A Practical Workshop Companion for Tin, Sheet-Iron, and Copper-plate Workers:

Containing Rules for describing various kinds of Patterns used by Tin, Sheet-Iron and Copper-plate Workers; Practical Geometry; Mensuration of Surfaces and Solids; Tables of the Weights of Metals, Lead-pipe, etc.; Tables of Areas and Circumferences of Circles; Japan, Varnishes, Lackers, Cements, Compositions, etc., etc. By LEROY J. BLINN, Master Mechanic. With over One Hundred Illustrations. 12mo. \$2.50

BOOTH.—Marble Worker's Manual:

Containing Practical Information respecting Marbles in general, their Cutting, Working and Polishing; Veneering of Marble; Mosaics; Composition and Use of Artificial Marble, Stuccos, Cements, Receipts, Secrets, etc., etc. Translated from the French by M. L. BOOTH. With an Appendix concerning American Marbles. 12mo., cloth \$1.50

BOOTH and MORFIT.—The Encyclopædia of Chemistry, Practical and Theoretical:

Embracing its application to the Arts, Metallurgy, Mineralogy, Geology, Medicine and Pharmacy. By JAMES C. BOOTH, Melter and Refiner in the United States Mint, Professor of Applied Chemistry in the Franklin Institute, etc., assisted by CAMPBELL MORFIT, author of "Chemical Manipulations," etc. Seventh Edition. Complete in one volume, royal 8vo., 978 pages, with numerous wood-cuts and other illustrations \$5.00

BRAMWELL.—The Wool Carder's Vade-Mecum:

A Complete Manual of the Art of Carding Textile Fabrics. By W. C. BRAMWELL. Third Edition, revised and enlarged. Illustrated. pp. 400. 12mo. \$2.50

BRANNT.—A Practical Treatise on Distilling and the Manufacture of Liquors:

A Receipt-Book for the Preparation of all Kinds of Liquors, Cordials, Bitters, etc. Edited chiefly from the German of DR. K. STAMMER, DR. F. ELSNER, and E. SCHUBERT, by WILLIAM T. BRANNT. Illustrated by numerous engravings. 12mo. (*In press.*)

BRANNT.—The Techno-Chemical Receipt Book:

Containing several thousand Receipts comprising the latest and most useful discoveries in Chemical Technology and Industry. Edited from the German of DRs. E. WINCKLER, HEINTZE and MIERZINSKI, with additions by W. T. BRANNT. (*In preparation.*)

BROWN.—Five Hundred and Seven Mechanical Movements:

Embracing all those which are most important in Dynamics, Hydraulics, Hydrostatics, Pneumatics, Steam-Engines, Mill and other Gearing, Presses, Horology and Miscellaneous Machinery; and including many movements never before published, and several of which have only recently come into use. By HENRY T. BROWN. 12mo. \$1.00

BUCKMASTER.—The Elements of Mechanical Physics:

By J. C. BUCKMASTER. Illustrated with numerous engravings. 12mo. \$1.50

BULLOCK.—The American Cottage Builder:

A Series of Designs, Plans and Specifications, from \$200 to \$20,000, for Homes for the People; together with Warming, Ventilation, Drainage, Painting and Landscape Gardening. By JOHN BULLOCK, Architect and Editor of "The Rudiments of Architecture and Building," etc., etc. Illustrated by 75 engravings. 8vo. \$3.50

BULLOCK.—The Rudiments of Architecture and Building:

For the use of Architects, Builders, Draughtsmen, Machinists, Engineers and Mechanics. Edited by JOHN BULLOCK, author of "The American Cottage Builder." Illustrated by 250 Engravings. 8vo. \$3.50

BURGH.—Practical Rules for the Proportions of Modern Engines and Boilers for Land and Marine Purposes.

By N. P. BURGH, Engineer. 12mo. \$1.50

BURNS.—The American Woolen Manufacturer:

A Practical Treatise on the Manufacture of Woolens, in two parts. Part First gives full and explicit instructions upon Drafting, Cross-Drawing, Combining Weaves, and the correct arrangement of Weights, Colors and Sizes of Yarns to produce any desired fabric. Illustrated with diagrams of various weavings, and twelve samples of cloth for explanation and practice. Part Second is fully supplied with extended Tables, Rules, Examples, Explanations, etc.; gives full and practical information, in detailed order, from the stock department to the market, of the proper selection and use of the various grades and staples of wool, with the admixture of waste, cotton and shoddy; and the proper application and economical use of the various oils, drugs, dye stuffs, soaps, belting, etc. Also, the most approved method for Calculating and Estimating the Cost of Goods, for all Wool, Wool Waste and Cotton and Cotton Warps. With Examples and Calculations on the Circular motions of Wheels, Pinions, Drums, Pulleys and Gears, how to speed them, etc. The two parts combined form a whole work on the American way of manufacturing more complete than any yet issued. By GEORGE C. BURNS. 8vo. \$6.50

BYLES.—Sophisms of Free Trade and Popular Political Economy Examined.

By a BARRISTER (SIR JOHN BARNARD BYLES, Judge of Common Pleas). From the Ninth English Edition, as published by the Manchester Reciprocity Association. 12mo. \$1.25

BYRN.—The Complete Practical Brewer:

Or Plain, Accurate and Thorough Instructions in the Art of Brewing Beer, Ale, Porter, including the Process of Making Bavarian Beer, all the Small Beers, such as Root-beer, Ginger-pop, Sarsaparilla-beer, Mead, Spruce Beer, etc. Adapted to the use of Public Brewers and Private Families. By M. LA FAYETTE BYRN, M. D. With illustrations. 12mo.

BYRN.—The Complete Practical Distiller:

Comprising the most perfect and exact Theoretical and Practical Description of the Art of Distillation and Rectification; including all of the most recent improvements in distilling apparatus; instructions for preparing spirits from the numerous vegetables, fruits, etc.; directions for the distillation and preparation of all kinds of brandies and other spirits, spirituous and other compounds, etc. By M. LA FAYETTE BYRN, M. D. Eighth Edition. To which are added Practical Directions for Distilling, from the French of Th. Fling, Brewer and Distiller. 12mo. \$1.50

BYRNE.—Hand-Book for the Artisan, Mechanic, and Engineer:

Comprising the Grinding and Sharpening of Cutting Tools, Abrasive Processes, Lapidary Work, Gem and Glass Engraving, Varnishing and Lackering, Apparatus, Materials and Processes for Grinding and

- Polishing, etc. By OLIVER BYRNE. Illustrated by 185 wood engravings. 8vo. \$5.00
- BYRNE.—Pocket-Book for Railroad and Civil Engineers:**
Containing New, Exact and Concise Methods for Laying out Railroad Curves, Switches, Frog Angles and Crossings; the Staking out of work; Levelling; the Calculation of Cuttings; Embankments; Earthwork, etc. By OLIVER BYRNE. 18mo., full bound, pocket-book form \$1.75
- BYRNE.—The Practical Metal-Worker's Assistant:**
Comprising Metallurgic Chemistry; the Arts of Working all Metals and Alloys; Forging of Iron and Steel; Hardening and Tempering; Melting and Mixing; Casting and Founding; Works in Sheet Metal; the Processes Dependent on the Ductility of the Metals; Soldering; and the most Improved Processes and Tools employed by Metal-Workers. With the Application of the Art of Electro-Metallurgy to Manufacturing Processes; collected from Original Sources, and from the works of Holtzapffel, Bergeron, Leupold, Plumier, Napier, Scoffern, Clay, Fairbairn and others. By OLIVER BYRNE. A new, revised and improved edition, to which is added an Appendix, containing The Manufacture of Russian Sheet-Iron. By JOHN PERCY, M. D., F. R. S. The Manufacture of Malleable Iron Castings, and Improvements in Bessemer Steel. By A. A. FESQUET, Chemist and Engineer. With over Six Hundred Engravings, illustrating every Branch of the Subject. 8vo. \$7.00
- BYRNE.—The Practical Model Calculator:**
For the Engineer, Mechanic, Manufacturer of Engine Work, Naval Architect, Miner and Millwright. By OLIVER BYRNE. 8vo., nearly 600 pages \$4.50
- CABINET MAKER'S ALBUM OF FURNITURE:**
Comprising a Collection of Designs for various Styles of Furniture. Illustrated by Forty-eight Large and Beautifully Engraved Plates. Oblong, 8vo. \$3.50
- CALLINGHAM.—Sign Writing and Glass Embossing:**
A Complete Practical Illustrated Manual of the Art. By JAMES CALLINGHAM. 12mo. \$1.50
- CAMPIN.—A Practical Treatise on Mechanical Engineering:**
Comprising Metallurgy, Moulding, Casting, Forging, Tools, Workshop Machinery, Mechanical Manipulation, Manufacture of Steam-Engines, etc. With an Appendix on the Analysis of Iron and Iron Ores. By FRANCIS CAMPIN, C. E. To which are added, Observations on the Construction of Steam Boilers, and Remarks upon Furnaces used for Smoke Prevention; with a Chapter on Explosions. By R. ARMSTRONG, C. E., and JOHN BOURNE. Rules for Calculating the Change Wheels for Screws on a Turning Lathe, and for a Wheel-cutting Machine. By J. LA NICCA. Management of Steel, Including Forging, Hardening, Tempering, Annealing, Shrinking and Expansion; and the Case-hardening of Iron. By G. EDE. 8vo. Illustrated with twenty-nine plates and 100 wood engravings \$5.00

- CAREY.—A Memoir of Henry C. Carey.**
 By DR. WM. ELDER. With a portrait. 8vo., cloth . . . 75
- CAREY.—The Works of Henry C. Carey :**
Harmony of Interests: Agricultural, Manufacturing and Commercial. 8vo. . . \$1.50
Manual of Social Science. Condensed from Carey's "Principles of Social Science." By KATE MCKEAN. 1 vol. 12mo. . . \$2.25
Miscellaneous Works. With a Portrait. 2 vols. 8vo. . . \$6.00
Past, Present and Future. 8vo. . . \$2.50
Principles of Social Science. 3 volumes, 8vo. . . \$10.00
The Slave-Trade, Domestic and Foreign; Why it Exists, and How it may be Extinguished (1853). 8vo. . . \$2.00
The Unity of Law: As Exhibited in the Relations of Physical, Social, Mental and Moral Science (1872). 8vo. . . \$3.50
- CLARK.—Tramways, their Construction and Working :**
 Embracing a Comprehensive History of the System. With an exhaustive analysis of the various modes of traction, including horse-power, steam, heated water and compressed air; a description of the varieties of Rolling stock, and ample details of cost and working expenses. By D. KINNEAR CLARK. Illustrated by over 200 wood engravings, and thirteen folding plates. 2 vols. 8vo. . . \$12.50
- COLBURN.—The Locomotive Engine :**
 Including a Description of its Structure, Rules for Estimating its Capabilities, and Practical Observations on its Construction and Management. By ZERAH COLBURN. Illustrated. 12mo. . . \$1.00
- COLLENS.—The Eden of Labor; or, the Christian Utopia.**
 By T. WHARTON COLLENS, author of "Humanics," "The History of Charity," etc. 12mo. Paper cover, \$1.00; Cloth . . . \$1.25
- COOLEY.—A Complete Practical Treatise on Perfumery :**
 Being a Hand-book of Perfumes, Cosmetics and other Toilet Articles. With a Comprehensive Collection of Formulæ. By ARNOLD J. COOLEY. 12mo. . . \$1.50
- COOPER.—A Treatise on the use of Belting for the Transmission of Power.**
 With numerous illustrations of approved and actual methods of arranging Main Driving and Quarter Twist Belts, and of Belt Fastenings. Examples and Rules in great number for exhibiting and calculating the size and driving power of Belts. Plain, Particular and Practical Directions for the Treatment, Care and Management of Belts. Descriptions of many varieties of Beltings, together with chapters on the Transmission of Power by Ropes; by Iron and Wood Frictional Gearing; on the Strength of Belting Leather; and on the Experimental Investigations of Morin, Briggs, and others. By JOHN H. COOPER, M. E. 8vo. . . \$3.50
- CRAIK.—The Practical American Millwright and Miller.**
 By DAVID CRAIK, Millwright. Illustrated by numerous wood engravings and two folding plates. 8vo. . . \$5.00

- CRISTIANI.—A Technical Treatise on Soap and Candles:**
 With a Glance at the Industry of Fats and Oils. By R. S. CRISTIANI, Chemist. Author of "Perfumery and Kindred Arts." Illustrated by 176 engravings. 581 pages, 8vo. . . . \$7.50
- CRISTIANI.—Perfumery and Kindred Arts:**
 A Comprehensive Treatise on Perfumery, containing a History of Perfumes from the remotest ages to the present time. A complete detailed description of the various Materials and Apparatus used in the Perfumer's Art, with thorough Practical Instruction and careful Formulæ, and advice for the fabrication of all known preparations of the day, including Essences, Tinctures, Extracts, Spirits, Waters, Vinegars, Pomades, Powders, Paints, Oils, Emulsions, Cosmetics, Infusions, Pastilles, Tooth Powders and Washes, Cachous, Hair Dyes, Sachets, Essential Oils, Flavoring Extracts, etc.; and full details for making and manipulating Fancy Toilet Soaps, Shaving Creams, etc., by new and improved methods. With an Appendix giving hints and advice for making and fermenting Domestic Wines, Cordials, Liquors, Candies, Jellies, Syrups, Colors, etc., and for Perfuming and Flavoring Segars, Snuff and Tobacco, and Miscellaneous Receipts for various useful Analogous Articles. By R. S. CRISTIANI, Consulting Chemist and Perfumer, Philadelphia. 8vo. . . . \$5.00
- CUPPER.—The Universal Stair-Builder:**
 Being a new Treatise on the Construction of Stair-Cases and Hand-Rails; showing Plans of the various forms of Stairs, method of Placing the Risers in the Cylinders, general method of describing the Face Moulds for a Hand-Rail, and an expeditious method of Squaring the Rail. Useful also to Stonemasons constructing Stone Stairs and Hand-Rails; with a new method of Sawing the Twist Part of any Hand-Rail square from the face of the plank, and to a parallel width. Also, a new method of forming the Easings of the Rail by a gauge; preceded by some necessary Problems in Practical Geometry, with the Sections of Prismatic Solids. Illustrated by 29 plates. By R. A. CUPPER, Architect, author of "The Practical Stair-Builder's Guide." Third Edition. Large 4to. . . . \$2.50
- DAVIDSON.—A Practical Manual of House Painting, Grain-
 ing, Marbling, and Sign-Writing:**
 Containing full information on the processes of House Painting in Oil and Distemper, the Formation of Letters and Practice of Sign-Writing, the Principles of Decorative Art, a Course of Elementary Drawing for House Painters, Writers, etc., and a Collection of Useful Receipts. With nine colored illustrations of Woods and Marbles, and numerous wood engravings. By ELLIS A. DAVIDSON. 12mo. \$3.00
- DAVIES.—A Treatise on Earthy and Other Minerals and
 Mining:**
 By D. C. DAVIES, F. G. S., Mining Engineer, etc. Illustrated by 76 Engravings. 12mo. . . . \$5.00

DAVIES.—A Treatise on Metalliferous Minerals and Mining:
 By D. C. DAVIES, F. G. S., Mining Engineer, Examiner of Mines,
 Quarries and Collieries. Illustrated by 148 engravings of Geological
 Formations, Mining Operations and Machinery, drawn from the
 practice of all parts of the world. 2d Edition, 12mo., 450 pages \$5.00

DAVIES.—A Treatise on Slate and Slate Quarrying:
 Scientific, Practical and Commercial. By D. C. DAVIES, F. G. S.,
 Mining Engineer, etc. With numerous illustrations and folding
 plates. 12mo. \$2.50

**DAVIS.—A Practical Treatise on the Manufacture of Bricks,
 Tiles, Terra-Cotta, etc.:**
 Including Common, Pressed, Ornementally Shaped, and Enamelled
 Bricks, Drain-Tiles, Straight and Curved Sewer-Pipes, Fire-Clays,
 Fire-Bricks, Terra-Cotta, Roofing-Tiles, Flooring-Tiles, Art-Tiles,
 Mosaic Plates, and Imitation of Intarsia or Inlaid Surfaces; com-
 prising every important Product of Clay employed in Architecture,
 Engineering, the Blast-Furnace, for Retorts, etc., with a History and
 the Actual Processes in Handling, Disintegrating, Tempering, and
 Moulding the Clay into Shape, Drying Naturally and Artificially,
 Setting and Burning, Enamelling in Polychrome Colors, Composition
 and Application of Glazes, etc.; including Full Detailed Descriptions
 of the most modern Machines, Tools, Kilns, and Kiln-Roofs used.
 By CHARLES THOMAS DAVIS. Illustrated by 228 Engravings and
 6 Plates. 8vo., 472 pages \$5.00

DAVIS.—The Manufacture of Leather:
 Being a description of all of the Processes for the Tanning, Currying,
 and Finishing of Leather; including the Various Raw Materials and
 the Methods for Determining their Values; the Tools, Machines,
 and all Matters of Importance connected with an Intelligent and
 Profitable Prosecution of the Art, with Special Reference to the best
 American Practice. To which is added a List of American Patents
 for Materials, Processes, Tools and Machines for Tanning, Currying,
 etc. By CHARLES T. DAVIS. Illustrated by about 300 engravings.
 In one volume, 8vo., of about 850 pages. (*In press.*)

**DAWIDOWSKY—BRANNT.—A Practical Treatise on the
 Raw Materials and Fabrication of Glue, Gelatine, Gelatine
 Veneers and Foils, Isinglass, Cements, Pastes, Mucilages,
 etc.:**

Based upon Actual Experience. By F. DAWIDOWSKY, Technical
 Chemist. Translated from the German, with extensive additions,
 including a description of the most Recent American Processes, by
 WILLIAM T. BRANNT, Graduate of the Royal Agricultural College
 of Eldena, Prussia. 35 Engravings. 12mo. \$2.50

DE GRAFF.—The Geometrical Stair-Builders' Guide:
 Being a Plain Practical System of Hand-Railing, embracing all its
 necessary Details, and Geometrically Illustrated by twenty-two Steel
 Engravings; together with the use of the most approved principles
 of Practical Geometry. By SIMON DE GRAFF, Architect. 4to.
 \$2.50

DE KONINCK—DIETZ.—A Practical Manual of Chemical Analysis and Assaying :

As applied to the Manufacture of Iron from its Ores, and to Cast Iron, Wrought Iron, and Steel, as found in Commerce. By L. L. DE KONINCK, Dr. Sc., and E. DIETZ, Engineer. Edited with Notes, by ROBERT MALLET, F. R. S., F. S. G., M. I. C. E., etc. American Edition, Edited with Notes and an Appendix on Iron Ores, by A. A. FESQUET, Chemist and Engineer. 12mo. . . . \$2.50

DUNCAN.—Practical Surveyor's Guide:

Containing the necessary information to make any person of common capacity, a finished land surveyor without the aid of a teacher. By ANDREW DUNCAN. Illustrated. 12mo. . . . \$1.25

DUPLAIS.—A Treatise on the Manufacture and Distillation of Alcoholic Liquors:

Comprising Accurate and Complete Details in Regard to Alcohol from Wine, Molasses, Beets, Grain, Rice, Potatoes, Sorghum, Asphodel, Fruits, etc.; with the Distillation and Rectification of Brandy, Whiskey, Rum, Gin, Swiss Absinthe, etc., the Preparation of Aromatic Waters, Volatile Oils or Essences, Sugars, Syrups, Aromatic Tinctures, Liqueurs, Cordial Wines, Effervescing Wines, etc., the Ageing of Brandy and the improvement of Spirits, with Copious Directions and Tables for Testing and Reducing Spirituous Liquors, etc., etc. Translated and Edited from the French of MM. DUPLAIS, Ainé et Jeune. By M. MCKENNIE, M. D. To which are added the United States Internal Revenue Regulations for the Assessment and Collection of Taxes on Distilled Spirits. Illustrated by fourteen folding plates and several wood engravings. 743 pp. 8vo. \$10 00

DUSSAUCE.—A General Treatise on the Manufacture of Vinegar:

Theoretical and Practical. Comprising the various Methods, by the Slow and the Quick Processes, with Alcohol, Wine, Grain, Malt, Cider, Molasses, and Beets; as well as the Fabrication of Wood Vinegar, etc., etc. By Prof. H. DUSSAUCE. 8vo. . . . \$5 00

DUSSAUCE.—Practical Treatise on the Fabrication of Matches, Gun Cotton, and Fulminating Powder.

By Professor H. DUSSAUCE. 12mo. . . . \$3 00

DYER AND COLOR-MAKER'S COMPANION:

Containing upwards of two hundred Receipts for making Colors, on the most approved principles, for all the various styles and fabrics now in existence; with the Scouring Process, and plain Directions for Preparing, Washing-off, and Finishing the Goods. 12mo. \$1 25

EDWARDS.—A Catechism of the Marine Steam-Engine,

For the use of Engineers, Firemen, and Mechanics. A Practical Work for Practical Men. By EMORY EDWARDS, Mechanical Engineer. Illustrated by sixty-three Engravings, including examples of the most modern Engines. Third edition, thoroughly revised, with much additional matter. 12mo. 414 pages . . . \$2 00

EDWARDS.—Modern American Locomotive Engines,

Their Design, Construction and Management. By EMORY EDWARDS. Illustrated 12mo. . . . \$2 00

EDWARDS.—Modern American Marine Engines, Boilers, and Screw Propellers,

Their Design and Construction. Showing the Present Practice of the most Eminent Engineers and Marine Engine Builders in the United States. Illustrated by 30 large and elaborate plates. 4to. \$5.00

EDWARDS.—The Practical Steam Engineer's Guide

In the Design, Construction, and Management of American Stationary, Portable, and Steam Fire-Engines, Steam Pumps, Boilers, Injectors, Governors, Indicators, Pistons and Rings, Safety Valves and Steam Gauges. For the use of Engineers, Firemen, and Steam Users. By EMORY EDWARDS. Illustrated by 119 engravings. 420 pages. 12mo. \$2 50

ELDER.—Conversations on the Principal Subjects of Political Economy.

By Dr. WILLIAM ELDER. 8vo. \$2 50

ELDER.—Questions of the Day,

Economic and Social. By Dr. WILLIAM ELDER. 8vo. . . \$3 00

ELDER.—Memoir of Henry C. Carey.

By Dr. WILLIAM ELDER. 8vo. cloth. 75

ERNI.—Mineralogy Simplified.

Easy Methods of Determining and Classifying Minerals, including Ores, by means of the Blowpipe, and by Humid Chemical Analysis, based on Professor von Kobell's Tables for the Determination of Minerals, with an Introduction to Modern Chemistry. By HENRY ERNI, A.M., M.D., Professor of Chemistry. Second Edition, rewritten, enlarged and improved. 12mo. (*In press.*)

FAIRBAIRN.—The Principles of Mechanism and Machinery of Transmission

Comprising the Principles of Mechanism, Wheels, and Pulleys, Strength and Proportions of Shafts, Coupling of Shafts, and Engaging and Disengaging Gear. By SIR WILLIAM FAIRBAIRN, Bart. C. E. Beautifully illustrated by over 150 wood-cuts. In one volume, 12mo. \$2.50

FITCH.—Bessemer Steel,

Ores and Methods, New Facts and Statistics Relating to the Types of Machinery in Use, the Methods in Vogue, Cost and Class of Labor employed, and the Character and Availability of the Ores utilized in the Manufacture of Bessemer Steel in Europe and in the United States; together with opinions and excerpts from various accepted Authorities. Compiled and arranged by THOMAS W. FITCH. 8vo. . . \$3 00

FLEMING.—Narrow Gauge Railways in America.

A Sketch of their Rise, Progress, and Success. Valuable Statistics as to Grades, Curves, Weight of Rail, Locomotives, Cars, etc. By HOWARD FLEMING. Illustrated, 8vo. \$1 50

FORSYTH.—Book of Designs for Headstones, Mural, and other Monuments:

Containing 78 Designs. By JAMES FORSYTH. With an Introduction by CHARLES BOUTELL, M. A. 4 to., cloth \$5 00

FRANKEL—HUTTER.—A Practical Treatise on the Manufacture of Starch, Glucose, Starch-Sugar, and Dextrine :

Based on the German of LADISLAUS VON WAGNER, Professor in the Royal Technical High School, Buda-Pest, Hungary, and other authorities. By JULIUS FRANKEL, Graduate of the Polytechnic School of Hanover. Edited by ROBERT HUTTER, Chemist, Practical Manufacturer of Starch-Sugar. Illustrated by 58 engravings, covering every branch of the subject, including examples of the most Recent and Best American Machinery. 8vo., 344 pp. . \$3.50

GEE.—The Goldsmith's Handbook :

Containing full instructions for the Alloying and Working of Gold, including the Art of Alloying, Melting, Reducing, Coloring, Collecting, and Refining; the Processes of Manipulation, Recovery of Waste; Chemical and Physical Properties of Gold; with a New System of Mixing its Alloys; Solders, Enamels, and other Useful Rules and Recipes. By GEORGE E. GEE. 12mo. . \$1.75

GEE.—The Silversmith's Handbook :

Containing full instructions for the Alloying and Working of Silver, including the different modes of Refining and Melting the Metal; its Solders; the Preparation of Imitation Alloys; Methods of Manipulation; Prevention of Waste; Instructions for Improving and Finishing the Surface of the Work; together with other Useful Information and Memoranda. By GEORGE E. GEE, Jeweller. Illustrated. 12mo. \$1.75

GOTHIC ALBUM FOR CABINET-MAKERS :

Designs for Gothic Furniture. Twenty-three plates. Oblong \$2.00

GREENWOOD.—Steel and Iron :

Comprising the Practice and Theory of the Several Methods Pursued in their Manufacture, and of their Treatment in the Rolling-Mills, the Forge, and the Foundry. By WILLIAM HENRY GREENWOOD, F. C. S. Asso. M. I. C. E., M. I. M. E., Associate of the Royal School of Mines. With 97 Diagrams, 536 pages. 12mo. . \$2.00

GREGORY.—Mathematics for Practical Men :

Adapted to the Pursuits of Surveyors, Architects, Mechanics, and Civil Engineers. By OLINTHUS GREGORY. 8vo., plates. \$3.00

GRIER.—Rural Hydraulics :

A Practical Treatise on Rural Household Water Supply. Giving a full description of Springs and Wells, of Pumps and Hydraulic Ram, with Instructions in Cistern Building, Laying of Pipes, etc. By W. W. GRIER. Illustrated 8vo. 75

GRIMSHAW.—Modern Milling :

Being the substance of two addresses delivered by request, at the Franklin Institute, Philadelphia, January 19th and January 27th, 1881. By ROBERT GRIMSHAW, Ph. D. Edited from the Phonographic Reports. With 28 Illustrations. 8vo. . . . \$1.00

GRIMSHAW.—Saws :

The History, Development, Action, Classification, and Comparison of Saws of all kinds. *With Copious Appendices.* Giving the details

of Manufacture, Filing, Setting, Gumming, etc. Care and Use of Saws; Tables of Gauges; Capacities of Saw-Mills; List of Saw-Patents, and other valuable information. By ROBERT GRIMSHAW. Second and greatly enlarged edition, with *Supplement*, and 354 Illustrations. Quarto \$4.00

GRIMSHAW.—A Supplement to Grimshaw on Saws:

Containing additional practical matter, more especially relating to the Forms of Saw-Teeth, for special material and conditions, and to the Behavior of Saws under particular conditions. 120 Illustrations. By ROBERT GRIMSHAW. Quarto \$2.00

GRISWOLD.—Railroad Engineer's Pocket Companion for the Field:

Comprising Rules for Calculating Deflection Distances and Angles, Tangential Distances and Angles, and all Necessary Tables for Engineers; also the Art of Levelling from Preliminary Survey to the Construction of Railroads, intended Expressly for the Young Engineer, together with Numerous Valuable Rules and Examples. By W. GRISWOLD. 12mo., tucks \$1.75

GRUNER.—Studies of Blast Furnace Phenomena:

By M. L. GRUNER, President of the General Council of Mines of France, and lately Professor of Metallurgy at the Ecole des Mines. Translated, with the author's sanction, with an Appendix, by L. D. B. GORDON, F. R. S. E., F. G. S. 8vo. \$2.50

GUETTIER.—Metallic Alloys:

Being a Practical Guide to their Chemical and Physical Properties, their Preparation, Composition, and Uses. Translated from the French of A. GUETTIER, Engineer and Director of Foundries, author of "La Fonderie en France," etc., etc. By A. A. FESQUET, Chemist and Engineer. 12mo. \$3.00

HASERICK.—The Secrets of the Art of Dyeing Wool, Cotton, and Linen,

Including Bleaching and Coloring Wool and Cotton Hosiery and Random Yarns. A Treatise based on Economy and Practice. By E. C. HASERICK. *Illustrated by 323 Dyed Patterns of the Yarns or Fabrics.* 8vo. \$25.00

HATS AND FELTING:

A Practical Treatise on their Manufacture. By a Practical Hatter. Illustrated by Drawings of Machinery, etc. 8vo. \$1.25

HENRY.—The Early and Later History of Petroleum:

With Authentic Facts in regard to its Development in Western Pennsylvania. With Sketches of the Pioneer and Prominent Operators, together with the Refining Capacity of the United States. By J. T. HENRY. Illustrated 8vo. \$4.50

HOFFER.—A Practical Treatise on Caoutchouc and Gutta Percha,

Comprising the Properties of the Raw Materials, and the manner of Mixing and Working them; with the Fabrication of Vulcanized and Hard Rubbers, Caoutchouc and Gutta Percha Compositions, Water-

- proof Substances, Elastic Tissues, the Utilization of Waste, etc., etc. From the German of RAIMUND HOFFER. By W. T. BRANNT. Illustrated 12mo. \$2.50
- HOFMANN.—A Practical Treatise on the Manufacture of Paper in all its Branches:**
By CARL HOFMANN, Late Superintendent of Paper-Mills in Germany and the United States; recently Manager of the "Public Ledger" Paper-Mills, near Elkton, Maryland. Illustrated by 110 wood engravings, and five large Folding Plates. 4to., cloth; about 400 pages \$30.00
- HUGHES.—American Miller and Millwright's Assistant:**
By WILLIAM CARTER HUGHES. 12mo. \$1.50
- HULME.—Worked Examination Questions in Plane Geometrical Drawing:**
For the Use of Candidates for the Royal Military Academy, Woolwich; the Royal Military College, Sandhurst; the Indian Civil Engineering College, Cooper's Hill; Indian Public Works and Telegraph Departments; Royal Marine Light Infantry; the Oxford and Cambridge Local Examinations, etc. By F. EDWARD HULME, F. L. S., F. S. A., Art-Master Marlborough College. Illustrated by 300 examples. Small quarto \$3.75
- JERVIS.—Railroad Property:**
A Treatise on the Construction and Management of Railways; designed to afford useful knowledge, in the popular style, to the holders of this class of property; as well as Railway Managers, Officers, and Agents. By JOHN B. JERVIS, late Civil Engineer of the Hudson River Railroad, Croton Aqueduct, etc. 12mo., cloth \$2.00
- KEENE.—A Hand-Book of Practical Gauging:**
For the Use of Beginners, to which is added a Chapter on Distillation, describing the process in operation at the Custom-House for ascertaining the Strength of Wines. By JAMES B. KEENE, of H. M. Customs. 8vo. \$1.25
- KELLEY.—Speeches, Addresses, and Letters on Industrial and Financial Questions:**
By HON. WILLIAM D. KELLEY, M. C. 544 pages, 8vo. \$3.00
- KELLOGG.—A New Monetary System:**
The only means of Securing the respective Rights of Labor and Property, and of Protecting the Public from Financial Revisions. By EDWARD KELLOGG. Revised from his work on "Labor and other Capital." With numerous additions from his manuscript. Edited by MARY KELLOGG PUTNAM. Fifth edition. To which is added a Biographical Sketch of the Author. One volume, 12mo. Paper cover \$1.00
Bound in cloth 1.50
- KEMLO.—Watch-Repairer's Hand-Book:**
Being a Complete Guide to the Young Beginner, in Taking Apart, Putting Together, and Thoroughly Cleaning the English Lever and other Foreign Watches, and all American Watches. By F. KEMLO, Practical Watchmaker. With Illustrations. 12mo. \$1.25

- KENTISH.**—A Treatise on a Box of Instruments, and the Slide Rule; with the Theory of Trigonometry and Logarithms, including Practical Geometry, Surveying, Measuring of Timber, Cask and Malt Gauging, Heights, and Distances. By THOMAS KENTISH. In one volume. 12mo. \$1.25
- KERL.**—The Assayer's Manual:
An Abridged Treatise on the Docimastic Examination of Ores, and Furnace and other Artificial Products. By BRUNO KERL, Professor in the Royal School of Mines; Member of the Royal Technical Commission for the Industries, and of the Imperial Patent-Office, Berlin. Translated from the German by WILLIAM T. BRANNT, Graduate of the Royal Agricultural College of Eldena, Prussia. Edited by WILLIAM H. WAHL, Ph. D., Secretary of the Franklin Institute, Philadelphia. Illustrated by sixty-five engravings. 8vo. \$3.00
- KINGZETT.**—The History, Products, and Processes of the Alkali Trade:
Including the most Recent Improvements. By CHARLES THOMAS KINGZETT, Consulting Chemist. With 23 illustrations. 8vo. \$2.50
- KINSLEY.**—Self-Instructor on Lumber Surveying:
For the Use of Lumber Manufacturers, Surveyors, and Teachers. By CHARLES KINSLEY, Practical Surveyor and Teacher of Surveying. 12mo. \$2.00
- KIRK.**—The Founding of Metals:
A Practical Treatise on the Melting of Iron, with a Description of the Founding of Alloys; also, of all the Metals and Mineral Substances used in the Art of Founding. Collected from original sources. By EDWARD KIRK, Practical Foundryman and Chemist. Illustrated. Third edition. 8vo. \$2.50
- KITTREDGE.**—The Compendium of Architectural Sheet-Metal Work:
Profusely Illustrated. Embracing Rules and Directions for Estimates, Items of Cost, Nomenclature, Tables of Brackets, Modillions, Dentals, Trusses, Stop-Blocks, Frieze Pieces, etc. Architect's Specification, Tables of Tin-Roofing, Galvanized Iron, etc., etc. To which is added the Exemplar of Architectural Sheet-Metal Work, containing details of the Centennial Buildings, and other important Sheet-Metal Work, Designs and Prices of Architectural Ornaments, as manufactured for the Trade by the Kittredge Cornice and Ornament Company, and a Catalogue of Cornices, Window-Caps, Mouldings, etc., as manufactured by the Kittredge Cornice and Ornament Company. The whole supplemented by a full Index and Table of Contents. By A. O. KITTREDGE. 8vo., 565 pages \$5.00
- LANDRIN.**—A Treatise on Steel:
Comprising its Theory, Metallurgy, Properties, Practical Working, and Use. By M. H. C. LANDRIN, JR., Civil Engineer. Translated from the French, with Notes, by A. A. FESQUET, Chemist and Engineer. With an Appendix on the Bessemer and the Martin Processes for Manufacturing Steel, from the Report of Abram S. Hewitt

- United States Commissioner to the Universal Exposition, Paris, 1867.
12mo. \$3.00
- LARDEN.—A School Course on Heat:**
By W. LARDEN, M. A. 321 pp. 12mo. \$2.00
- LARDNER.—The Steam-Engine:**
For the Use of Beginners. By DR. LARDNER. Illustrated. 12mo. 75
- LARKIN.—The Practical Brass and Iron Founder's Guide:**
A Concise Treatise on Brass Founding, Moulding, the Metals and their Alloys, etc.; to which are added Recent Improvements in the Manufacture of Iron, Steel by the Bessemer Process, etc., etc. By JAMES LARKIN, late Conductor of the Brass Foundry Department in Reany, Neafie & Co.'s Penn Works, Philadelphia. Fifth edition, revised, with extensive additions. 12mo. \$2.25
- LEROUX.—A Practical Treatise on the Manufacture of Worstedes and Carded Yarns:**
Comprising Practical Mechanics, with Rules and Calculations applied to Spinning; Sorting, Cleaning, and Scouring Wools; the English and French Methods of Combing, Drawing, and Spinning Worstedes, and Manufacturing Carded Yarns. Translated from the French of CHARLES LEROUX, Mechanical Engineer and Superintendent of a Spinning-Mill, by HORATIO PAINE, M. D., and A. A. FESQUET, Chemist and Engineer. Illustrated by twelve large Plates. To which is added an Appendix, containing Extracts from the Reports of the International Jury, and of the Artisans selected by the Committee appointed by the Council of the Society of Arts, London, on Woolen and Worsted Machinery and Fabrics, as exhibited in the Paris Universal Exposition, 1867. 8vo. \$5.00
- LEFFEL.—The Construction of Mill-Dams:**
Comprising also the Building of Race and Reservoir Embankments and Head-Gates, the Measurement of Streams, Gauging of Water Supply, etc. By JAMES LEFFEL & Co. Illustrated by 58 engravings. 8vo. \$2.50
- LESLIE.—Complete Cookery:**
Directions for Cookery in its Various Branches. By MISS LESLIE. Sixtieth thousand. Thoroughly revised, with the addition of New Receipts. In 12mo., cloth \$1.50
- LIEBER.—Assayer's Guide:**
Or, Practical Directions to Assayers, Miners, and Smelters, for the Tests and Assays, by Heat and by Wet Processes, for the Ores of all the principal Metals, of Gold and Silver Coins and Alloys, and of Coal, etc. By OSCAR M. LIEBER. 12mo. \$1.25
- LOVE.—The Art of Dyeing, Cleaning, Scouring, and Finishing, on the Most Approved English and French Methods:**
Being Practical Instructions in Dyeing Silks, Woolens, and Cottons, Feathers, Chips, Straw, etc. Scouring and Cleaning Bed and Window Curtains, Carpets, Rugs, etc. French and English Cleaning, any Color or Fabric of Silk, Satin, or Damask. By THOMAS LOVE, a Working Dyer and Scourer. Second American Edition, to which

- are added General Instructions for the use of Aniline Colors. 8vo.
343 pages \$5.00
- LUKIN.—Amongst Machines:**
Embracing Descriptions of the various Mechanical Appliances used
in the Manufacture of Wood, Metal, and other Substances. 12mo. \$1.75
- LUKIN.—The Boy Engineers:**
What They Did, and How They Did It. With 30 plates. 18mo. \$1.75
- LUKIN.—The Young Mechanic:**
Practical Carpentry. Containing Directions for the Use of all kinds
of Tools, and for Construction of Steam-Engines and Mechanical
Models, including the Art of Turning in Wood and Metal. By JOHN
LUKIN, Author of "The Lathe and Its Uses," etc. Illustrated.
12mo. \$1.75
- MAIN and BROWN.—Questions on Subjects Connected with
the Marine Steam-Engine:**
And Examination Papers; with Hints for their Solution. By
THOMAS J. MAIN, Professor of Mathematics, Royal Naval College,
and THOMAS BROWN, Chief Engineer, R. N. 12mo., cloth . . . \$1.50
- MAIN and BROWN.—The Indicator and Dynamometer:**
With their Practical Applications to the Steam-Engine. By THOMAS
J. MAIN, M. A. F. R., Ass't S. Professor Royal Naval College,
Portsmouth, and THOMAS BROWN, Assoc. Inst. C. E., Chief Engineer
R. N., attached to the R. N. College. Illustrated. 8vo. . . . \$1.50
- MAIN and BROWN.—The Marine Steam-Engine.**
By THOMAS J. MAIN, F. R. Ass't S. Mathematical Professor at the
Royal Naval College, Portsmouth, and THOMAS BROWN, Assoc.
Inst. C. E., Chief Engineer R. N. Attached to the Royal Naval
College. With numerous illustrations. 8vo. \$5.00
- MARTIN.—Screw-Cutting Tables, for the Use of Mechanical
Engineers:**
Showing the Proper Arrangement of Wheels for Cutting the Threads
of Screws of any Required Pitch; with a Table for Making the Uni-
versal Gas-Pipe Thread and Taps. By W. A. MARTIN, Engineer.
8vo. 50
- MICHELL.—Mine Drainage:**
Being a Complete and Practical Treatise on Direct-Acting Under-
ground Steam Pumping Machinery. With a Description of a large
number of the best known Engines, their General Utility and the
Special Sphere of their Action, the Mode of their Application, and
their Merits compared with other Pumping Machinery. By STEPHEN
MICHELL. Illustrated by 137 engravings. 8vo., 277 pages . . \$6.00
- MOLESWORTH.—Pocket-Book of Useful Formulæ and
Memoranda for Civil and Mechanical Engineers.**
By GUILFORD L. MOLESWORTH, Member of the Institution of Civil
Engineers, Chief Resident Engineer of the Ceylon Railway. Full-
bound in Pocket-book form \$1.00

MOORE.—The Universal Assistant and the Complete Mechanic:

Containing over one million Industrial Facts, Calculations, Receipts, Processes, Trades Secrets, Rules, Business Forms, Legal Items, Etc., in every occupation, from the Household to the Manufactory. By R. MOORE. Illustrated by 500 Engravings. 12mo. \$2.50

MORRIS.—Easy Rules for the Measurement of Earthworks:

By means of the Prismoidal Formula. Illustrated with Numerous Wood-Cuts, Problems, and Examples, and concluded by an Extensive Table for finding the Solidity in cubic yards from Mean Areas. The whole being adapted for convenient use by Engineers, Surveyors, Contractors, and others needing Correct Measurements of Earthwork. By ELWOOD MORRIS, C. E. 8vo. \$1.50

MORTON.—The System of Calculating Diameter, Circumference, Area, and Squaring the Circle:

Together with Interest and Miscellaneous Tables, and other information. By JAMES MORTON. Second Edition, enlarged, with the Metric System. 12mo. \$1.00

NAPIER.—Manual of Electro-Metallurgy:

Including the Application of the Art to Manufacturing Processes. By JAMES NAPIER. Fourth American, from the Fourth London edition, revised and enlarged. Illustrated by engravings. 8vo. \$1.50

NAPIER.—A System of Chemistry Applied to Dyeing.

By JAMES NAPIER, F. C. S. A New and Thoroughly Revised Edition. Completely brought up to the present state of the Science, including the Chemistry of Coal Tar Colors, by A. A. FESQUET, Chemist and Engineer. With an Appendix on Dyeing and Calico Printing, as shown at the Universal Exposition, Paris, 1867. Illustrated. 8vo. 422 pages \$5.00

NEVILLE.—Hydraulic Tables, Coefficients, and Formulæ, for finding the Discharge of Water from Orifices, Notches, Weirs, Pipes, and Rivers:

Third Edition, with Additions, consisting of New Formulæ for the Discharge from Tidal and Flood Sluices and Siphons; general information on Rainfall, Catchment-Basins, Drainage, Sewerage, Water Supply for Towns and Mill Power. By JOHN NEVILLE, C. E. M. R. I. A.; Fellow of the Royal Geological Society of Ireland. Thick 12mo. \$3.50

NEWBERRY.—Gleanings from Ornamental Art of every style:

Drawn from Examples in the British, South Kensington, Indian, Crystal Palace, and other Museums, the Exhibitions of 1851 and 1862, and the best English and Foreign works. In a series of 100 exquisitely drawn Plates, containing many hundred examples. By ROBERT NEWBERRY. 4to. \$12.50

NICHOLLS.—The Theoretical and Practical Boiler-Maker and Engineer's Reference Book:

Containing a variety of Useful Information for Employers of Labor, Foremen and Working Boiler-Makers, Iron, Copper, and Tinsmiths,

- Draughtsmen, Engineers, the General Steam-using Public, and for the Use of Science Schools and Classes. By SAMUEL NICHOLLS. Illustrated by sixteen plates, 12mo. \$2.50
- NICHOLSON.—A Manual of the Art of Bookbinding:**
Containing full instructions in the different Branches of Forwarding, Gilding, and Finishing. Also, the Art of Marbling Book-edges and Paper. By JAMES B. NICHOLSON. Illustrated. 12mo., cloth \$2.25
- NICOLLS.—The Railway Builder:**
A Hand-Book for Estimating the Probable Cost of American Railway Construction and Equipment. By WILLIAM J. NICOLLS, Civil Engineer. Illustrated, full bound, pocket-book form \$2.00
- NORMANDY.—The Commercial Handbook of Chemical Analysis:**
Or Practical Instructions for the Determination of the Intrinsic or Commercial Value of Substances used in Manufactures, in Trades, and in the Arts. By A. NORMANDY. New Edition, Enlarged, and to a great extent rewritten. By HENRY M. NOAD, Ph.D., F.R.S., thick 12mo. \$5.00
- NORRIS.—A Handbook for Locomotive Engineers and Machinists:**
Comprising the Proportions and Calculations for Constructing Locomotives; Manner of Setting Valves; Tables of Squares, Cubes, Areas, etc., etc. By SEPTIMUS NORRIS, M. E. New edition. Illustrated, 12mo. \$1.50
- NORTH.—The Practical Assayer:**
Containing Easy Methods for the Assay of the Principal Metals and Alloys. Principally designed for explorers and those interested in Mines. By OLIVER NORTH. Illustrated. 12mo. \$2.50
- NYSTROM.—A New Treatise on Elements of Mechanics:**
Establishing Strict Precision in the Meaning of Dynamical Terms: accompanied with an Appendix on Duodenal Arithmetic and Metrology. By JOHN W. NYSTROM, C. E. Illustrated. 8vo. \$2.00
- NYSTROM.—On Technological Education and the Construction of Ships and Screw Propellers:**
For Naval and Marine Engineers. By JOHN W. NYSTROM, late Acting Chief Engineer, U. S. N. Second edition, revised, with additional matter. Illustrated by seven engravings. 12mo. \$1.50
- O'NEILL.—A Dictionary of Dyeing and Calico Printing:**
Containing a brief account of all the Substances and Processes in use in the Art of Dyeing and Printing Textile Fabrics; with Practical Receipts and Scientific Information. By CHARLES O'NEILL, Analytical Chemist. To which is added an Essay on Coal Tar Colors and their application to Dyeing and Calico Printing. By A. A. FESQUET, Chemist and Engineer. With an appendix on Dyeing and Calico Printing, as shown at the Universal Exposition, Paris, 1867. 8vo., 491 pages \$5.00
- ORTON.—Underground Treasures:**
How and Where to Find Them. A Key for the Ready Determination of all the Useful Minerals within the United States. By JAMES

- ORTON, A. M., Late Professor of Natural History in Vassar College, N. Y.; Cor. Mem. of the Academy of Natural Sciences, Philadelphia, and of the Lyceum of Natural History, New York; author of the "Andes and the Amazon," etc. A New Edition, with Additions. Illustrated \$1.50
- OSBORN.—The Metallurgy of Iron and Steel:**
Theoretical and Practical in all its Branches; with special reference to American Materials and Processes. By H. S. OSBORN, LL. D., Professor of Mining and Metallurgy in Lafayette College, Easton, Pennsylvania. Illustrated by numerous large folding plates and wood-engravings. 8vo. \$25.00
- OVERMAN.—The Manufacture of Steel:**
Containing the Practice and Principles of Working and Making Steel. A Handbook for Blacksmiths and Workers in Steel and Iron, Wagon Makers, Die Sinkers, Cutlers, and Manufacturers of Files and Hardware, of Steel and Iron, and for Men of Science and Art. By FREDERICK OVERMAN, Mining Engineer, Author of the "Manufacture of Iron," etc. A new, enlarged, and revised Edition. By A. A. FESQUET, Chemist and Engineer. 12mo. \$1.50
- OVERMAN.—The Moulder's and Founder's Pocket Guide:**
A Treatise on Moulding and Founding in Green-sand, Dry-sand, Loam, and Cement; the Moulding of Machine Frames, Mill-gear, Hollowware, Ornaments, Trinkets, Bells, and Statues; Description of Moulds for Iron, Bronze, Brass, and other Metals; Plaster of Paris, Sulphur, Wax, etc.; the Construction of Melting Furnaces, the Melting and Founding of Metals; the Composition of Alloys and their Nature, etc., etc. By FREDERICK OVERMAN, M. E. A new Edition, to which is added a Supplement on Statuary and Ornamental Moulding, Ordnance, Malleable Iron Castings, etc. By A. A. FESQUET, Chemist and Engineer. Illustrated by 44 engravings. 12mo. \$2.00
- PAINTER, GILDER, AND VARNISHER'S COMPANION:**
Containing Rules and Regulations in everything relating to the Arts of Painting, Gilding, Varnishing, Glass-Staining, Graining, Marbling, Sign-Writing, Gilding on Glass, and Coach Painting and Varnishing; Tests for the Detection of Adulterations in Oils, Colors, etc.; and a Statement of the Diseases to which Painters are peculiarly liable, with the Simplest and Best Remedies. Sixteenth Edition. Revised, with an Appendix. Containing Colors and Coloring—Theoretical and Practical. Comprising descriptions of a great variety of Additional Pigments, their Qualities and Uses, to which are added, Dryers, and Modes and Operations of Painting, etc. Together with Chevreul's Principles of Harmony and Contrast of Colors. 12mo. Cloth \$1.50
- PALLETT.—The Miller's, Millwright's, and Engineer's Guide.**
By HENRY PALLETT. Illustrated. 12mo. \$3.00
- PEARSE.—A Concise History of the Iron Manufacture of the American Colonies up to the Revolution, and of Pennsylvania until the present time.**
By JOHN B. PEARSE. Illustrated 12mo. \$2.00

PERCY.—The Manufacture of Russian Sheet-Iron.

By JOHN PERCY, M. D., F. R. S., Lecturer on Metallurgy at the Royal School of Mines, and to The Advance Class of Artillery Officers at the Royal Artillery Institution, Woolwich; Author of "Metallurgy." With Illustrations. 8vo., paper . . . 50 cts.

PERKINS.—Gas and Ventilation :

Practical Treatise on Gas and Ventilation. With Special Relation to Illuminating, Heating, and Cooking by Gas. Including Scientific Helps to Engineer-students and others. With Illustrated Diagrams. By E. E. PERKINS. 12mo., cloth . . . \$1.25

PERKINS AND STOWE.—A New Guide to the Sheet-iron and Boiler Plate Roller :

Containing a Series of Tables showing the Weight of Slabs and Piles to Produce Boiler Plates, and of the Weight of Piles and the Sizes of Bars to produce Sheet-iron; the Thickness of the Bar Gauge in decimals; the Weight per foot, and the Thickness on the Bar or Wire Gauge of the fractional parts of an inch; the Weight per sheet, and the Thickness on the Wire Gauge of Sheet-iron of various dimensions to weigh 112 lbs. per bundle; and the conversion of Short Weight into Long Weight, and Long Weight into Short. Estimated and collected by G. H. PERKINS and J. G. STOWE. \$2.50

POWELL—CHANCE—HARRIS.—The Principles of Glass Making.

By HARRY J. POWELL, B. A. Together with Treatises on Crown and Sheet Glass; by HENRY CHANCE, M. A. And Plate Glass, by H. G. HARRIS, Asso. M. Inst. C. E. Illustrated 18mo. . . \$1.50

PROTEAUX.—Practical Guide for the Manufacture of Paper and Boards.

By A. PROTEAUX. From the French, by HORATIO PAINE, A. B., M. D. To which is added the Manufacture of Paper from Wood, by HENRY T. BROWN. Illustrated by six plates. 8vo. . . \$12.50

PROCTOR.—A Pocket-Book of Useful Tables and Formulæ for Marine Engineers.

By FRANK PROCTOR. Second Edition, Revised and Enlarged. Full bound pocket-book form : . . . \$1.50

REGNAULT.—Elements of Chemistry.

By M. V. REGNAULT. Translated from the French by T. FORREST BETTON, M. D., and edited, with Notes, by JAMES C. BOOTH, Melter and Refiner U. S. Mint, and WILLIAM L. FABER, Metallurgist and Mining Engineer. Illustrated by nearly 700 wood engravings. Comprising nearly 1,500 pages. In two volumes, 8vo., cloth . . . \$7.50

RIFFAULT, VERGNAUD, and TOUSSAINT.—A Practical Treatise on the Manufacture of Colors for Painting :

Comprising the Origin, Definition, and Classification of Colors; the Treatment of the Raw Materials; the best Formulæ and the Newest Processes for the Preparation of every description of Pigment, and the Necessary Apparatus and Directions for its Use; Dryers; the Testing, Application, and Qualities of Paints, etc., etc. By MM. RIFFAULT, VERGNAUD, and TOUSSAINT. Revised and Edited by M.

- F. MALEPEYRE. Translated from the French, by A. A. FESQUET, Chemist and Engineer. Illustrated by Eighty engravings. In one vol., 8vo., 659 pages \$7.50
- ROPER.—A Catechism of High-Pressure, or Non-Condensing Steam-Engines :**
Including the Modelling, Constructing, and Management of Steam-Engines and Steam Boilers. With valuable illustrations. By STEPHEN ROPER, Engineer. Sixteenth edition, revised and enlarged. 18mo., tucks, gilt edge \$2.00
- ROPER.—Engineer's Handy-Book :**
Containing a full Explanation of the Steam-Engine Indicator, and its Use and Advantages to Engineers and Steam Users. With Formulæ for Estimating the Power of all Classes of Steam-Engines; also, Facts, Figures, Questions, and Tables for Engineers who wish to qualify themselves for the United States Navy, the Revenue Service, the Mercantile Marine, or to take charge of the Better Class of Stationary Steam-Engines. Sixth edition. 16mo., 690 pages, tucks, gilt edge \$3.50
- ROPER.—Hand-Book of Land and Marine Engines :**
Including the Modelling, Construction, Running, and Management of Land and Marine Engines and Boilers. With illustrations. By STEPHEN ROPER, Engineer. Sixth edition. 12mo., tucks, gilt edge. \$3.50
- ROPER.—Hand-Book of the Locomotive :**
Including the Construction of Engines and Boilers, and the Construction, Management, and Running of Locomotives. By STEPHEN ROPER. Eleventh edition. 18mo., tucks, gilt edge \$2.50
- ROPER.—Hand-Book of Modern Steam Fire-Engines.**
With illustrations. By STEPHEN ROPER, Engineer. Fourth edition, 12mo., tucks, gilt edge \$3.50
- ROPER.—Questions and Answers for Engineers.**
This little book contains all the Questions that Engineers will be asked when undergoing an Examination for the purpose of procuring Licenses, and they are so plain that any Engineer or Fireman of ordinary intelligence may commit them to memory in a short time. By STEPHEN ROPER, Engineer. Third edition \$3.00
- ROPER.—Use and Abuse of the Steam Boiler.**
By STEPHEN ROPER, Engineer. Eighth edition, with illustrations. 18mo., tucks, gilt edge \$2.00
- ROSE.—The Complete Practical Machinist :**
Embracing Lathe-Work, Vise-Work, Drills and Drilling, Taps and Dies, Hardening and Tempering, the Making and Use of Tools, Tool Grinding, Marking Out Work, etc. By JOSHUA ROSE, Author of "The Pattern-maker's Assistant" and "The Slide Valve." Illustrated by 196 engravings. Eighth edition, revised and enlarged by the addition of much new matter. 12mo., 441 pages \$2.50
- ROSE.—Mechanical Drawing Self-Taught :**
Comprising Instructions in the Selection and Preparation of Drawing Instruments, Elementary Instruction in Practical Mechanical Draw-

- ing, together with Examples in Simple Geometry and Elementary Mechanism, including Screw Threads, Gear Wheels, Mechanical Motions, Engines and Boilers. By JOSHUA ROSE, M. E., Author of "The Complete Practical Machinist," "The Pattern-maker's Assistant," "The Slide-valve." Illustrated by 330 engravings. 8vo., 313 pages \$4.00
- ROSE.—The Slide-Valve Practically Explained:**
Embracing simple and complete Practical Demonstrations of the operation of each element in a Slide-valve Movement, and illustrating the effects of Variations in their Proportions by examples carefully selected from the most recent and successful practice. By JOSHUA ROSE, M. E., Author of "The Complete Practical Machinist," "The Pattern-maker's Assistant," etc. Illustrated by 35 engravings \$1.00
- ROSS.—The Blowpipe in Chemistry, Mineralogy and Geology:**
Containing all Known Methods of Anhydrous Analysis, many Working Examples, and Instructions for Making Apparatus. By LIEUT.-COLONEL W. A. ROSS, R. A. F., G. S. With 120 Illustrations. 12mo. \$1.50
- SHAW.—Civil Architecture:**
Being a Complete Theoretical and Practical System of Building, containing the Fundamental Principles of the Art. By EDWARD SHAW, Architect. To which is added a Treatise on Gothic Architecture, etc. By THOMAS W. SILLOWAY and GEORGE M. HARDING, Architects. The whole illustrated by 102 quarto plates finely engraved on copper. Eleventh edition. 4to. \$10.00
- SHUNK.—A Practical Treatise on Railway Curves and Location, for Young Engineers.**
By WILLIAM F. SHUNK, Civil Engineer. 12mo. Full bound pocket-book form \$2.00
- SLATER.—The Manual of Colors and Dye Wares.** /
By J. W. SLATER. 12mo. \$3.75
- SLOAN.—American Houses:**
A variety of Original Designs for Rural Buildings. Illustrated by twenty-six colored Engravings, with Descriptive References. By SAMUEL SLOAN, Architect, author of the "Model Architect," etc. etc. 8vo. \$1.50
- SLOAN.—Homestead Architecture:**
Containing Forty Designs for Villas, Cottages, and Farm-houses, with Essays on Style, Construction, Landscape Gardening, Furniture, etc., etc. Illustrated by upwards of 200 engravings. By SAMUEL SLOAN, Architect. 8vo. \$3.50
- SMEATON.—Builder's Pocket-Companion:**
Containing the Elements of Building, Surveying, and Architecture; with Practical Rules and Instructions connected with the subject. By A. C. SMEATON, Civil Engineer, etc. 12mo. \$1.50
- SMITH.—A Manual of Political Economy.**
By E. PESHINE SMITH. A new Edition, to which is added a full Index. 12mo. \$1.25

- SMITH.—Parks and Pleasure-Grounds:**
Or Practical Notes on Country Residences, Villas, Public Parks, and Gardens. By CHARLES H. J. SMITH, Landscape Gardener and Garden Architect, etc., etc. 12mo. \$2.00
- SMITH.—The Dyer's Instructor:**
Comprising Practical Instructions in the Art of Dyeing Silk, Cotton, Wool, and Worsted, and Woolen Goods; containing nearly 800 Receipts. To which is added a Treatise on the Art of Padding; and the Printing of Silk Warps, Skeins, and Handkerchiefs, and the various Mordants and Colors for the different styles of such work. By DAVID SMITH, Pattern Dyer. 12mo. \$3.00
- SMYTH.—A Rudimentary Treatise on Coal and Coal-Mining.**
By WARRINGTON W. SMYTH, M. A., F. R. G., President R. G. S. of Cornwall. Fifth edition, revised and corrected. With numerous illustrations. 12mo. \$1.75
- SNIVELY.—A Treatise on the Manufacture of Perfumes and Kindred Toilet Articles.**
By JOHN H. SNIVELY, Phr. D., Professor of Analytical Chemistry in the Tennessee College of Pharmacy. 8vo. \$3.00
- SNIVELY.—Tables for Systematic Qualitative Chemical Analysis.**
By JOHN H. SNIVELY, Phr. D. 8vo. \$1.00
- SNIVELY.—The Elements of Systematic Qualitative Chemical Analysis:**
A Hand-book for Beginners. By JOHN H. SNIVELY, Phr. D. 16mo. \$2.00
- STEWART.—The American System:**
Speeches on the Tariff Question, and on Internal Improvements, principally delivered in the House of Representatives of the United States. By ANDREW STEWART, late M. C. from Pennsylvania. With a Portrait, and a Biographical Sketch. 8vo. \$3.00
- STOKES.—The Cabinet-Maker and Upholsterer's Companion:**
Comprising the Art of Drawing, as applicable to Cabinet Work; Veneering, Inlaying, and Buhl-Work; the Art of Dyeing and Staining Wood, Ivory, Bone, Tortoise-Shell, etc. Directions for Lacking, Japanning, and Varnishing; to make French Polish, Glues, Cements, and Compositions; with numerous Receipts, useful to workmen generally. By J. STOKES. Illustrated. A New Edition, with an Appendix upon French Polishing, Staining, Imitating, Varnishing, etc., etc. 12mo. \$1.25
- STRENGTH AND OTHER PROPERTIES OF METALS:**
Reports of Experiments on the Strength and other Properties of Metals for Cannon. With a Description of the Machines for Testing Metals, and of the Classification of Cannon in service. By Officers of the Ordnance Department, U. S. Army. By authority of the Secretary of War. Illustrated by 25 large steel plates. Quarto . . . \$10.00
- SULLIVAN.—Protection to Native Industry.**
By Sir EDWARD SULLIVAN, Baronet, author of "Ten Chapters on Social Reforms." 8vo. \$1.50

- SYME.—Outlines of an Industrial Science.**
By DAVID SYME. 12mo. \$2.00
- TABLES SHOWING THE WEIGHT OF ROUND, SQUARE, AND FLAT BAR IRON, STEEL, ETC.,**
By Measurement. Cloth 63
- TAYLOR.—Statistics of Coal:**
Including Mineral Bituminous Substances employed in Arts and Manufactures; with their Geographical, Geological, and Commercial Distribution and Amount of Production and Consumption on the American Continent. With Incidental Statistics of the Iron Manufacture. By R. C. TAYLOR. Second edition, revised by S. S. HALDEMAN. Illustrated by five Maps and many wood engravings. 8vo., cloth \$10.00
- TEMPLETON.—The Practical Examiner on Steam and the Steam-Engine:**
With Instructive References relative thereto, arranged for the Use of Engineers, Students, and others. By WILLIAM TEMPLETON, Engineer. 12mo. \$1.25
- THAUSING.—The Theory and Practice of the Preparation of Malt and the Fabrication of Beer:**
With especial reference to the Vienna Process of Brewing. Elaborated from personal experience by JULIUS E. THAUSING, Professor at the School for Brewers, and at the Agricultural Institute, Mödling, near Vienna. Translated from the German by WILLIAM T. BRANNT, Thoroughly and elaborately edited, with much American matter, and according to the latest and most Scientific Practice, by A. SCHWARZ and DR. A. H. BAUER. Illustrated by 140 Engravings. 8vo., 815 pages \$10.00
- THOMAS.—The Modern Practice of Photography:**
By R. W. THOMAS, F. C. S. 8vo. 75
- THOMPSON.—Political Economy. With Especial Reference to the Industrial History of Nations:**
By ROBERT E. THOMPSON, M. A., Professor of Social Science in the University of Pennsylvania. 12mo. \$1.50
- THOMSON.—Freight Charges Calculator:**
By ANDREW THOMSON, Freight Agent. 24mo. \$1.25
- TURNER'S (THE) COMPANION:**
Containing Instructions in Concentric, Elliptic, and Eccentric Turning; also various Plates of Chucks, Tools, and Instruments; and Directions for using the Eccentric Cutter, Drill, Vertical Cutter, and Circular Rest; with Patterns and Instructions for working them. 12mo. \$1.25
- TURNING: Specimens of Fancy Turning Executed on the Hand or Foot-Lathe:**
With Geometric, Oval, and Eccentric Chucks, and Elliptical Cutting Frame. By an Amateur. Illustrated by 30 exquisite Photographs. 4to. \$3.00
- URBIN—BRULL.—A Practical Guide for Puddling Iron and Steel.**
By ED. URBIN, Engineer of Arts and Manufactures. A Prize Essay,

read before the Association of Engineers, Graduate of the School of Mines, of Liege, Belgium, at the Meeting of 1865-6. To which is added A COMPARISON OF THE RESISTING PROPERTIES OF IRON AND STEEL. By A. BRULL. Translated from the French by A. A. FESQUET, Chemist and Engineer. 8vo. \$1.00

VAILE.—Galvanized-Iron Cornice-Worker's Manual:
 Containing Instructions in Laying out the Different Mitres, and Making Patterns for all kinds of Plain and Circular Work. Also, Tables of Weights, Areas and Circumferences of Circles, and other Matter calculated to Benefit the Trade. By CHARLES A. VAILE. Illustrated by twenty-one plates. 4to. \$5.00

VILLE.—On Artificial Manures:
 Their Chemical Selection and Scientific Application to Agriculture. A series of Lectures given at the Experimental Farm at Vincennes, during 1867 and 1874-75. By M. GEORGES VILLE. Translated and Edited by WILLIAM CROOKES, F. R. S. Illustrated by thirty-one engravings. 8vo., 450 pages \$6.00

VILLE.—The School of Chemical Manures:
 Or, Elementary Principles in the Use of Fertilizing Agents. From the French of M. GEO. VILLE, by A. A. FESQUET, Chemist and Engineer. With Illustrations. 12mo. \$1.25

VOGDEN.—The Architect's and Builder's Pocket-Companion and Price-Book:
 Consisting of a Short but Comprehensive Epitome of Decimals, Duodecimals, Geometry and Mensuration; with Tables of United States Measures, Sizes, Weights, Strengths, etc., of Iron, Wood, Stone, Brick, Cement and Concretes, Quantities of Materials in given Sizes and Dimensions of Wood, Brick and Stone; and full and complete Bills of Prices for Carpenter's Work and Painting; also, Rules for Computing and Valuing Brick and Brick Work, Stone Work, Painting, Plastering, with a Vocabulary of Technical Terms, etc. By FRANK W. VOGDEN, Architect, Indianapolis, Ind. Enlarged, revised, and corrected. In one volume, 368 pages, full-bound, pocket-book form, gilt edges \$2.00
 Cloth 1.50

WAHL.—Galvanoplastic Manipulations:
 A Practical Guide for the Gold and Silver Electroplater and the Galvanoplastic Operator. Comprising the Electro-Deposition of all Metals by means of the Battery and the Dynamo-Electric Machine, as well as the most approved Processes of Deposition by Simple Immersion, with Descriptions of Apparatus, Chemical Products employed in the Art, etc. Based largely on the "Manipulations Hydroplastiques" of ALFRED ROSELEUR. By WILLIAM H. WAHL, Ph. D. (Heid), Secretary of the Franklin Institute. Illustrated by 189 engravings. 8vo., 656 pages \$7.50

WALTON.—Coal-Mining Described and Illustrated:
 By THOMAS H. WALTON, Mining Engineer. Illustrated by 24 large and elaborate Plates, after Actual Workings and Apparatus. 4to. (*In press.*)

WARE.—The Sugar Beet.

Including a History of the Beet Sugar Industry in Europe, Varieties of the Sugar Beet, Examination, Soils, Tillage, Seeds and Sowing, Yield and Cost of Cultivation, Harvesting, Transportation, Conservation, Feeding Qualities of the Beet and of the Pulp, etc. By LEWIS S. WARE, C. E., M. E. Illustrated by ninety engravings. 8vo.

\$4.00

WARN.—The Sheet-Metal Worker's Instructor:

For Zinc, Sheet-Iron, Copper, and Tin-Plate Workers, etc. Containing a selection of Geometrical Problems; also, Practical and Simple Rules for Describing the various Patterns required in the different branches of the above Trades. By REUBEN H. WARN, Practical Tin-Plate Worker. To which is added an Appendix, containing Instructions for Boiler-Making, Mensuration of Surfaces and Solids, Rules for Calculating the Weights of different Figures of Iron and Steel, Tables of the Weights of Iron, Steel, etc. Illustrated by thirty-two Plates and thirty-seven Wood Engravings. 8vo.

\$3.00

WARNER.—New Theorems, Tables, and Diagrams, for the Computation of Earth-work:

Designed for the use of Engineers in Preliminary and Final Estimates, of Students in Engineering, and of Contractors and other non-professional Computers. In two parts, with an Appendix. Part I. A Practical Treatise; Part II. A Theoretical Treatise, and the Appendix. Containing Notes to the Rules and Examples of Part I.; Explanations of the Construction of Scales, Tables, and Diagrams, and a Treatise upon Equivalent Square Bases and Equivalent Level Heights. The whole illustrated by numerous original engravings, comprising explanatory cuts for Definitions and Problems, Stereometric Scales and Diagrams, and a series of Lithographic Drawings from Models: Showing all the Combinations of Solid Forms which occur in Railroad Excavations and Embankments. By JOHN WARNER, A. M., Mining and Mechanical Engineer. Illustrated by 14 Plates. A new, revised and improved edition. 8vo.

\$4.00

WATSON.—A Manual of the Hand-Lathe:

Comprising Concise Directions for Working Metals of all kinds, Ivory, Bone and Precious Woods; Dyeing, Coloring, and French Polishing; Inlaying by Veneers, and various methods practised to produce Elaborate work with Dispatch, and at Small Expense. By EGBERT P. WATSON, Author of "The Modern Practice of American Machinists and Engineers." Illustrated by 78 engravings.

\$1.50

WATSON.—The Modern Practice of American Machinists and Engineers:

Including the Construction, Application, and Use of Drills, Lathe Tools; Cutters for Boring Cylinders, and Hollow-work generally, with the most Economical Speed for the same; the Results verified by Actual Practice at the Lathe, the Vise, and on the Floor. Together

- with Workshop Management, Economy of Manufacture, the Steam-Engine, Boilers, Gears, Belting, etc., etc. By **EGBERT P. WATSON**. Illustrated by eighty-six engravings. 12mo. \$2.50
- WATSON.—The Theory and Practice of the Art of Weaving by Hand and Power:**
With Calculations and Tables for the Use of those connected with the Trade. By **JOHN WATSON**, Manufacturer and Practical Machine-Maker. Illustrated by large Drawings of the best Power Looms. 8vo. \$7.50
- WATT.—The Art of Soap Making:**
A Practical Hand-book of the Manufacture of Hard and Soft Soaps, Toilet Soaps, etc., including many New Procèsses, and a Chapter on the Recovery of Glycerine from Waste Leys. By **ALEXANDER WATT**. Ill. 12mo. \$3.00
- WEATHERLY.—Treatise on the Art of Boiling Sugar, Crystallizing, Lozenge-making, Comfits, Gum Goods,**
And other processes for Confectionery, etc., in which are explained, in an easy and familiar manner, the various Methods of Manufacturing every Description of Raw and Refined Sugar Goods, as sold by Confectioners and others. 12mo. \$1.50
- WEDDING.—Elements of the Metallurgy of Iron.**
By Dr. **HERMANN WEDDING**, Royal Privy Counsellor of Mines, Berlin, Prussia. Translated from the second revised and rewritten German edition. By **WILLIAM T. BRANNT**, Graduate of the Royal Agricultural College at Eldena, Prussia. Edited by **WILLIAM H. WAHL**, Ph. D., Secretary of the Franklin Institute, Philadelphia. Illustrated by about 250 engravings. 8vo., about 500 pages (*In preparation.*)
- WEINHOLD.—Introduction to Experimental Physics, Theoretical and Practical.**
Including directions for Constructing Physical Apparatus and for Making Experiments. By **ADOLF F. WEINHOLD**, Professor in the Royal Technical School at Chemnitz. Translated and edited, with the author's sanction, by **BENJAMIN LOEWY**, F. R. A. S., with a preface, by **G. C. FOSTER**, F. R. S. Illustrated by three colored plates and 404 wood-cuts. 8vo., 848 pages \$6.00
- WIGHTWICK.—Hints to Young Architects:**
Comprising Advice to those who, while yet at school, are destined to the Profession; to such as, having passed their pupilage, are about to travel; and to those who, having completed their education, are about to practise. Together with a Model Specification involving a great variety of instructive and suggestive matter. By **GEORGE WIGHTWICK**, Architect. A new edition, revised and considerably enlarged; comprising Treatises on the Principles of Construction and Design. By **G. HUSKISSON GUILLAUME**, Architect. Numerous Illustrations. One vol. 12mo. \$2.00
- WILL.—Tables of Qualitative Chemical Analysis.**
With an Introductory Chapter on the Course of Analysis. By Professor **HEINRICH WILL**, of Giessen, Germany. Third American,

from the eleventh German edition. Edited by CHARLES F. HIMES, Ph. D., Professor of Natural Science, Dickinson College, Carlisle, Pa. 8vo. \$1.50

WILLIAMS.—On Heat and Steam :

Embracing New Views of Vaporization, Condensation, and Explosion. By CHARLES WYE WILLIAMS, A. I. C. E. Illustrated 8vo.

\$3 50

WILSON.—A Treatise on Steam Boilers :

Their Strength, Construction, and Economical Working. By ROBERT WILSON. Illustrated 12mo.

\$2.50

WILSON.—Cotton Carder's Companion :

In which is given a description of the manner of Picking, Baling, Marketing, Opening, and Carding Cotton; to which is added a list of valuable Tables, Rules, and Receipts, by FOSTER WILSON. 12mo.

\$1.50

WILSON.—First Principles of Political Economy :

With Reference to Statesmanship and the Progress of Civilization. By Professor W. D. WILSON, of the Cornell University. A new and revised edition. 12mo.

\$1.50

WOHLER.—A Hand-book of Mineral Analysis.

By F. WÖHLER, Professor of Chemistry in the University of Göttingen. Edited by HENRY B. NASON, Professor of Chemistry in the Rensselaer Polytechnic Institute, Troy, New York. Illustrated 12mo.


\$3.00

WORSSAM.—On Mechanical Saws :

From the Transactions of the Society of Engineers, 1869. By S. W. WORSSAM, JR. Illustrated by eighteen large plates. 8vo.

\$2.50

94



ENGINEER INC.
LIBRARY

89083896076



b89083896076a



89083896076



B89083896076A